CMMS STATISTICS REPORT 2004

CMMS

STATISTICS REPORT

2004

THE DEPARTMENT OF
AGRICULTURE & FOOD
AN ROINN TALMHAÍOCHTA AGUS BIA

CMMS 2004

June 2005

Available on the Department's website: www.agriculture.gov.ie

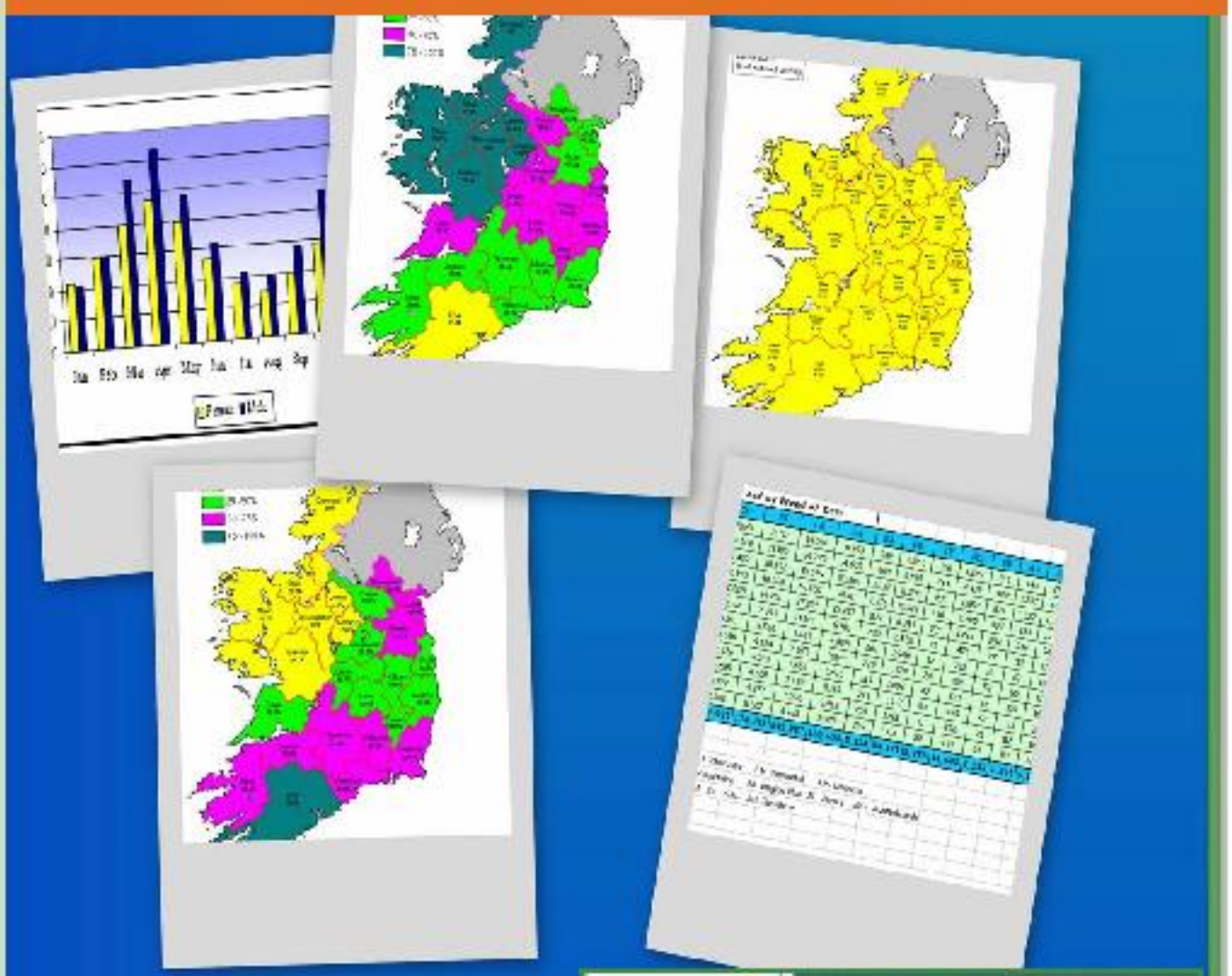

THE DEPARTMENT OF
AGRICULTURE & FOOD
AN RÚNN TALMHAÍOCHTA AGUS BIA

All rights reserved. No part of this publication may be reproduced, stored in a retrieval system, or transmitted in any form or by any means, electronic, mechanical, recording or otherwise without acknowledgement of the source.

© NBAS Division 2005

CONTENTS

Chapter 1 – Calf Birth Registration Data

Calf Births 2004 by Month	7
Calf Births 2004 by Month and Gender	7
Calf Births 2004 by County	8
Calf Births 2004 by County, by Gender and by Sire Type	9
Total Number of Dairy Calves and Number of Breeding Herds	10
Percentage Calving by Dairy Cows and by County	11
Total Number of Beef Calves and Number of Breeding Herds	12
Percentage Calving by Beef Cows and by County	13
Calf Births 2004 by Month, by Gender and by Sire Type	14
Calf Births 2004 by Month and by Breed of Dam	15
Sire selection for Beef Dams	16
Sire selection for Dairy Dams	16
Breed Composition of 2004 Born Calves	17

Chapter 2 – Movement Data

Mart Movements 2004 by Month and by Gender	20
Age Breakdown of Mart Movements for Beef Cattle	21
Age Breakdown of Mart Movements for Dairy Cattle	22
Farm to Farm Movements 2004 by Month and by Gender	23
Age Breakdown of Farm to Farm Movements for Beef Cattle	24
Age Breakdown of Farm to Farm Movements for Dairy Cattle	25
All Cattle Movements by Month and by Type	26
All Cattle Movements by Month and by Gender	27

Chapter 3 – Disposal of Cattle

Overall Summary of Cattle Disposals and On Farm Deaths	30
Cattle Disposals in Export Approved Slaughter Plants 2004	31
Age Profile of Factory Slaughterings 2004 for Beef Cattle	32
Age Profile of Factory Slaughterings 2004 for Dairy Cattle	32
Cattle Disposals in Local Authority Abattoirs 2004	33
Age Profile of Abattoir Slaughterings for Beef Cattle	34
Age Profile of Abattoir Slaughterings for Dairy Cattle	34

CONTENTS

On Farm Deaths 2004 by Month and by Gender 35
Age Profile of On Farm Deaths 2004 for Male Beef Cattle 36
Age Profile of On Farm Deaths 2004 for Female Beef Cattle 36
Age Profile of On Farm Deaths 2004 for Male Dairy Cattle 37
Age Profile of On Farm Deaths 2004 for Female Dairy Cattle 37

Stillborn Calves 2004 by Month and by Gender 38

Live Exports 2004 by Month and by Gender 39
Age Profile of Live Exports 2004 for Beef Cattle 40
Age Profile of Live Exports 2004 for Dairy Cattle 41
Destination of Live Exports 42
Age Profile of Live Exports 2004 by Breed 42
Destination of Live Exports by Breed 43
Destination of Live Exports by Age 43

Chapter 4 – National Herd Data
Age Profile of Live Herd at 31/12/2004 by Gender 46
Age Profile of Live Herd at 31/12/2004 by County 48
Age Profile of Live Herd at 31/12/2004 by Breed 49
Profile of Live Herd at 31/12/2004 by County and by Breed 50
Profile of Herd Size at 31/12/2004 51
Bovine Population 2004 52

Chapter 5 - Suppliers of CMMS Data 2004
Livestock Marts 54
Local Authority Abattoirs 55
Approved Export Points 59
Licensed Knackeries 60
Export Approved Meat Plants 61

APPENDIX 62

Chapter 1
Calf Birth Registration Data

CMMS 2004

THE DEPARTMENT OF
AGRICULTURE & FOOD
AN RÚNN TALMHAÍOCHTA AGUS BIA

CMMS 2004

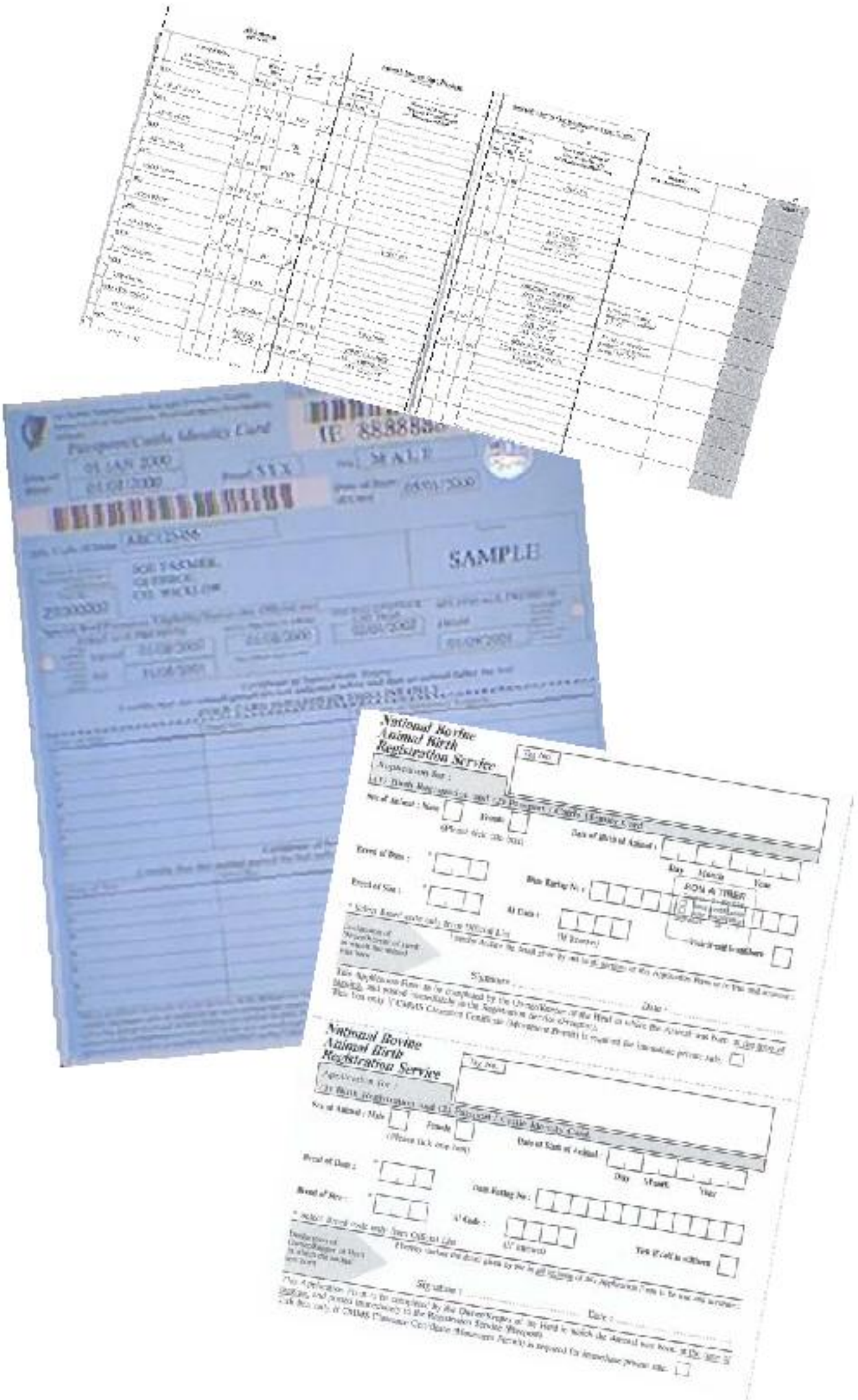

THE DEPARTMENT OF
AGRICULTURE & FOOD
AN RÚIN TALMHAÍOCHTA AGUS BIA

SECTION 1

Calf Births 2004 by Month

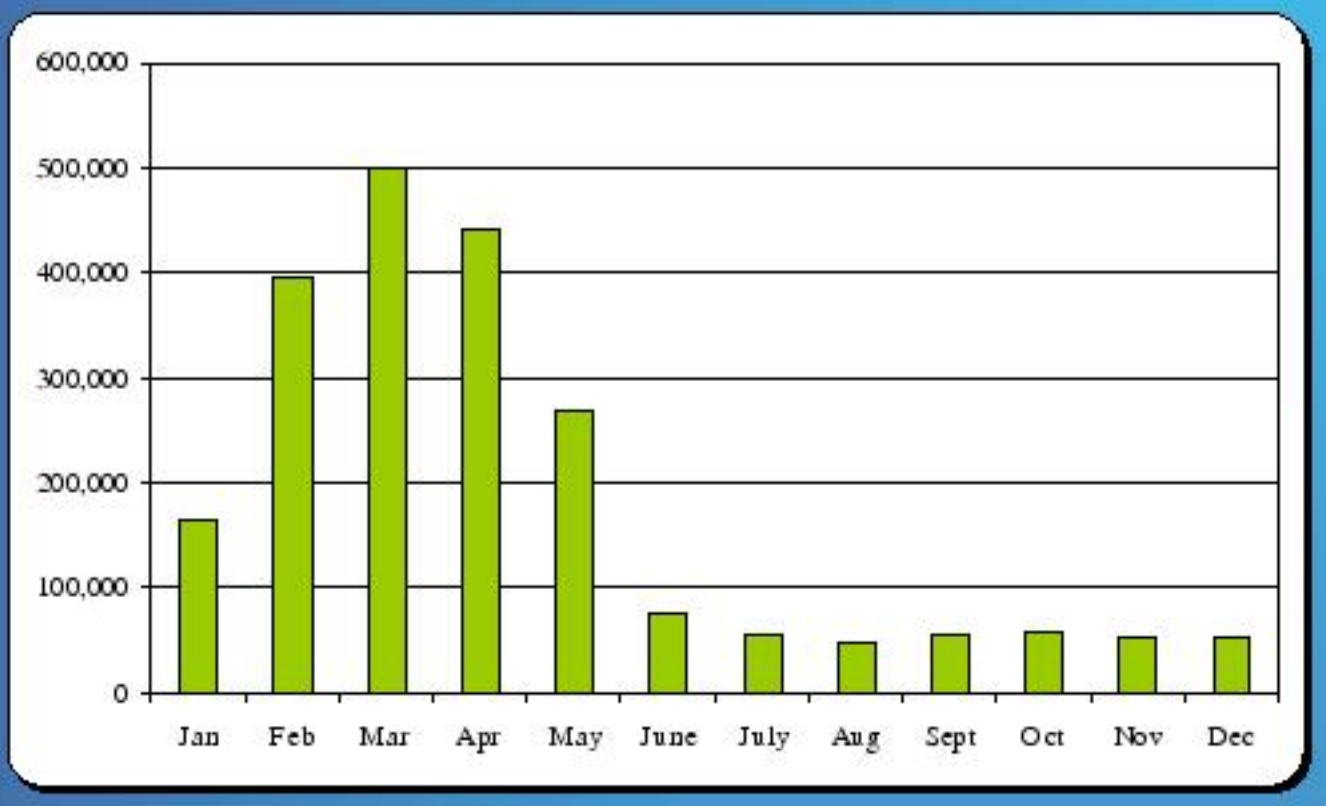

Calf Births 2004 by Month and by Gender

	Male	Female	Total
Jan	81,929	81,058	162,987
Feb	204,059	192,569	396,628
Mar	261,089	238,937	500,026
Apr	235,657	204,874	440,531
May	147,443	122,535	269,978
June	27,793	48,932	76,725
July	24,510	31,575	56,085
Aug	22,443	25,550	47,993
Sept	27,586	28,724	56,310
Oct	28,345	28,409	56,754
Nov	26,643	26,532	53,175
Dec	27,193	26,791	53,984
Total	1,114,690	1,056,486	2,171,176

SECTION 1

Calf Births 2004 by County

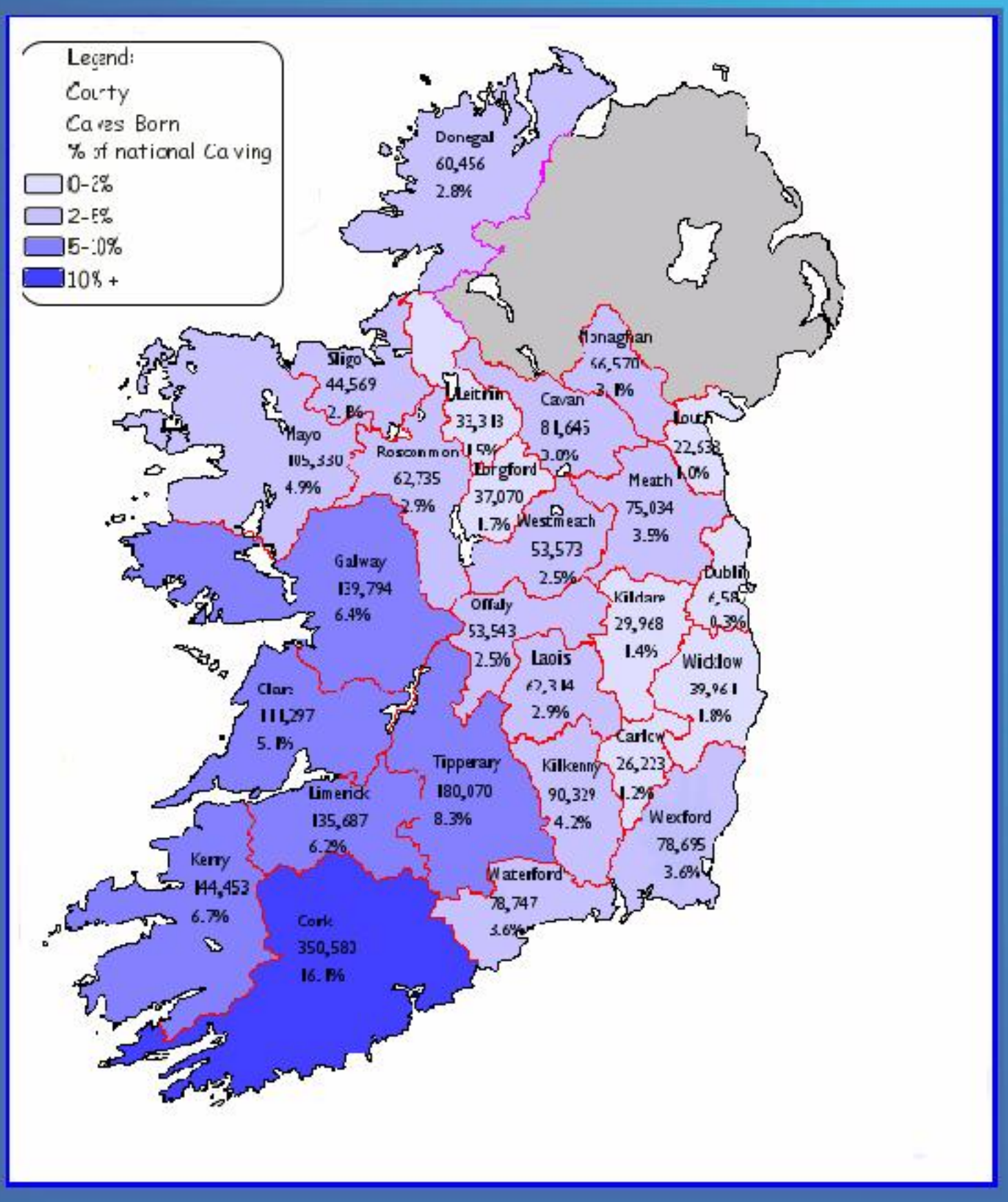

SECTION 1

Calf Births 2004 by County, by Gender and by Sire Type

County	Calves born to a Beef Bull			Calves born to a Dairy Bull			Overall	% of
	Male	Female	Total	Male	Female	Total	Total	Total
CARLOW	10,753	10,233	20,986	2,718	2,519	5,237	26,223	1.2
CAVAN	32,879	31,010	63,889	8,950	8,806	17,756	81,645	3.8
CLARE	48,873	47,396	96,269	7,623	7,405	15,028	111,297	5.1
CORK	105,315	98,349	203,664	75,288	71,628	146,916	350,580	16.1
DONEGAL	26,282	24,762	51,044	4,752	4,660	9,412	60,456	2.8
DUBLIN	2,564	2,568	5,132	750	705	1,455	6,587	0.3
GALWAY	63,890	61,127	125,017	7,436	7,341	14,777	139,794	6.4
KERRY	48,209	45,396	93,605	26,016	24,832	50,848	144,453	6.7
KILDARE	11,874	11,222	23,096	3,561	3,311	6,872	29,968	1.4
KILKENNY	32,354	30,380	62,734	14,060	13,535	27,595	90,329	4.2
LAOIS	23,747	22,513	46,260	8,151	7,903	16,054	62,314	2.9
LEITRIM	16,281	15,916	32,197	577	539	1,116	33,313	1.5
LIMERICK	43,931	41,104	85,035	25,848	24,804	50,652	135,687	6.2
LONGFORD	17,060	16,339	33,399	1,885	1,786	3,671	37,070	1.7
LOUTH	7,584	7,039	14,623	4,078	3,932	8,010	22,633	1.0
MAYO	48,727	46,637	95,364	5,068	4,898	9,966	105,330	4.9
MEATH	25,972	24,455	50,427	12,542	12,065	24,607	75,034	3.5
MONAGHAN	24,975	22,849	47,824	9,942	8,804	18,746	66,570	3.1
OFFALY	22,124	20,636	42,760	5,451	5,332	10,783	53,543	2.5
ROSCOMMON	30,930	29,425	60,355	1,213	1,167	2,380	62,735	2.9
SLIGO	20,461	19,930	40,391	2,141	2,037	4,178	44,569	2.1
TIPPERARY	61,364	57,549	118,913	31,383	29,774	61,157	180,070	8.3
WATERFORD	25,661	24,152	49,813	14,700	14,234	28,934	78,747	3.6
WESTMEATH	22,904	21,211	44,115	4,783	4,675	9,458	53,573	2.5
WEXFORD	27,875	26,088	53,963	12,666	12,066	24,732	78,695	3.6
WICKLOW	15,624	14,693	30,317	4,895	4,749	9,644	39,961	1.8
Total	818,213	772,979	1,591,192	296,477	283,507	579,984	2,171,176	

SECTION 1

Total Number of Dairy* Calves and Number of Breeding Herds

	Total Calves	Dairy Calves	% Dairy	No of Breeding Herds	Average No of Calves per Breeding Herd
Carlow	26,223	10,083	38.5	1,077	24.35
Cavan	81,645	33,605	41.2	4,187	19.5
Clare	111,297	31,980	28.7	5,424	20.52
Cork	350,580	266,162	75.9	9,902	35.4
Donegal	60,456	15,088	25.0	4,885	12.38
Dublin	6,587	2,802	42.5	278	23.69
Galway	139,794	28,955	20.7	9,766	14.31
Kerry	144,453	92,688	64.2	5,710	25.3
Kildare	29,968	11,858	39.6	1,198	25.02
Kilkenny	90,329	52,452	58.1	2,618	34.5
Laois	62,314	27,017	43.4	2,128	29.28
Leitrim	33,313	2,476	7.4	2,986	11.16
Limerick	135,687	95,679	70.5	4,288	31.64
Longford	37,070	7,853	21.2	2,021	18.34
Louth	22,633	12,431	54.9	876	25.84
Mayo	105,330	22,257	21.1	8,776	12
Meath	75,034	39,511	52.7	2,532	29.63
Monaghan	66,570	33,837	50.8	3,277	20.31
Offaly	53,543	20,739	38.7	2,232	23.99
Roscommon	62,735	6,257	10.0	4,433	14.15
Sligo	44,569	9,870	22.2	3,256	13.69
Tipperary	180,070	110,542	61.4	5,179	34.77
Waterford	78,747	51,773	65.8	1,854	42.47
Westmeath	53,573	15,776	29.5	2,252	23.79
Wexford	78,695	47,527	60.4	2,598	30.29
Wicklow	39,961	17,124	42.9	1,416	28.22
Total	2,171,176	1,066,342	49.11	95,149	22.82

* FOR THE PURPOSE OF THIS TABLE DAIRY CATTLE ARE DEFINED AS THE PROGENY OF BULLS OF A DAIRY BREED

SECTION 1

Percentage Calving by Dairy Cows and by County

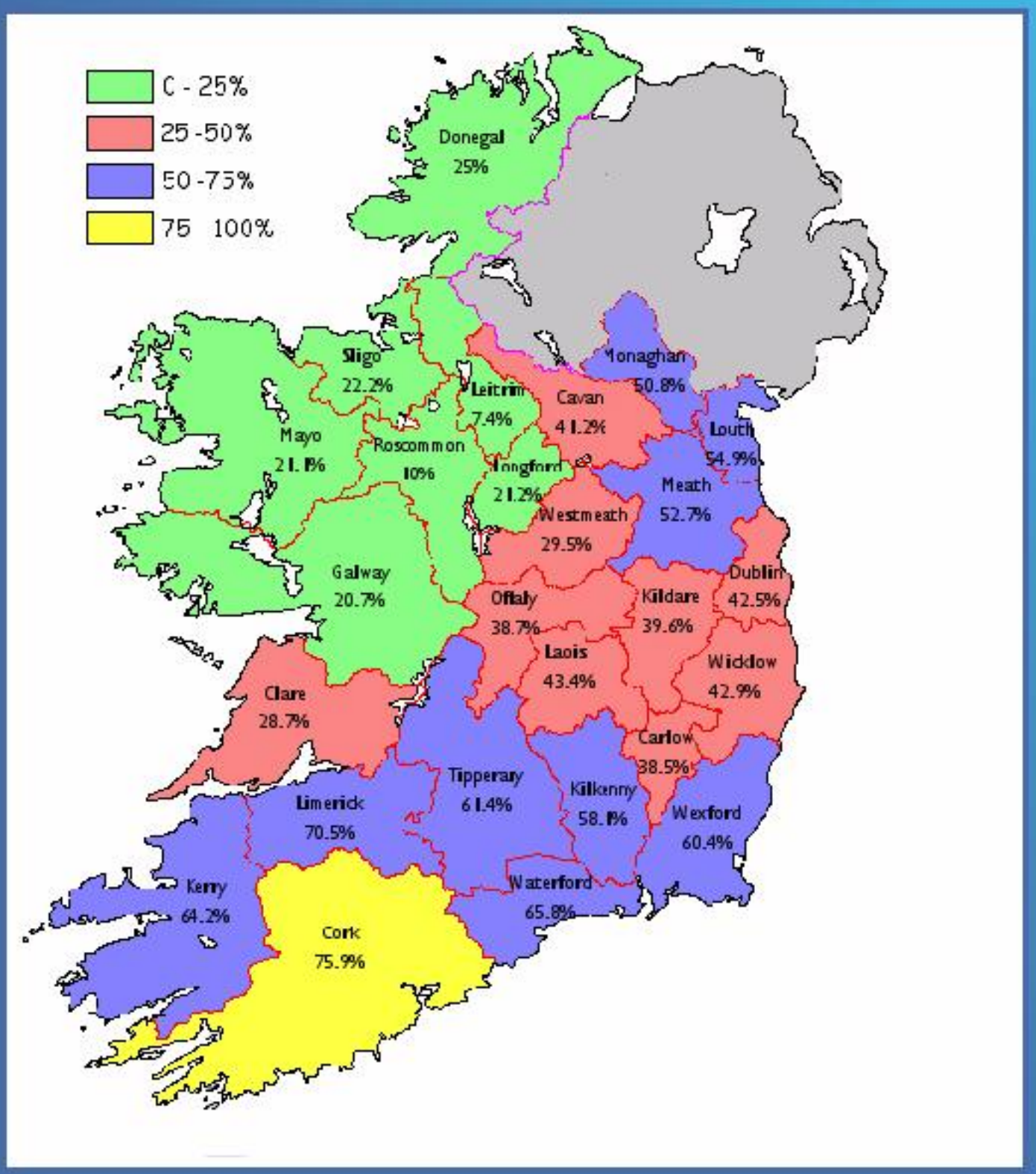

SECTION 1

Total Number of Beef* Calves and Number of Breeding Herds

	Total Calves	Beef Calves	% Beef	No of Breeding Herds	Average No of Calves per Breeding Herd
Carlow	26,223	16,140	61.6	1,077	24.35
Cavan	81,645	48,040	58.8	4,187	19.5
Clare	111,297	79,317	71.3	5,424	20.52
Cork	350,580	84,418	24.1	9,902	35.4
Donegal	60,456	45,368	75.0	4,885	12.38
Dublin	6,587	3,785	57.5	278	23.69
Galway	139,794	110,839	79.3	9,766	14.31
Kerry	144,453	51,765	35.8	5,710	25.3
Kildare	29,968	18,110	60.4	1,198	25.02
Kilkenny	90,329	37,877	41.9	2,618	34.5
Laois	62,314	35,297	56.6	2,128	29.28
Leitrim	33,313	30,837	92.6	2,986	11.16
Limerick	135,687	40,008	29.5	4,288	31.64
Longford	37,070	29,217	78.8	2,021	18.34
Louth	22,633	10,202	45.1	876	25.84
Mayo	105,330	83,073	78.9	8,776	12
Meath	75,034	35,523	47.3	2,532	29.63
Monaghan	66,570	32,733	49.2	3,277	20.31
Offaly	53,543	32,804	61.3	2,232	23.99
Roscommon	62,735	56,478	90.0	4,433	14.15
Sligo	44,569	34,699	77.9	3,256	13.69
Tipperary	180,070	69,528	38.6	5,179	34.77
Waterford	78,747	26,974	34.3	1,854	42.47
Westmeath	53,573	37,797	70.6	2,252	23.79
Wexford	78,695	31,168	39.6	2,598	30.29
Wicklow	39,961	22,837	57.2	1,416	28.22
Total	2,171,176	1,104,834	50.89	95,149	22.82

* FOR THE PURPOSE OF THIS TABLE BEEF CATTLE ARE DEFINED AS THE PROGENY OF BULLS OF A BEEF BREED

SECTION 1

Percentage Calving by Beef Cows and by County

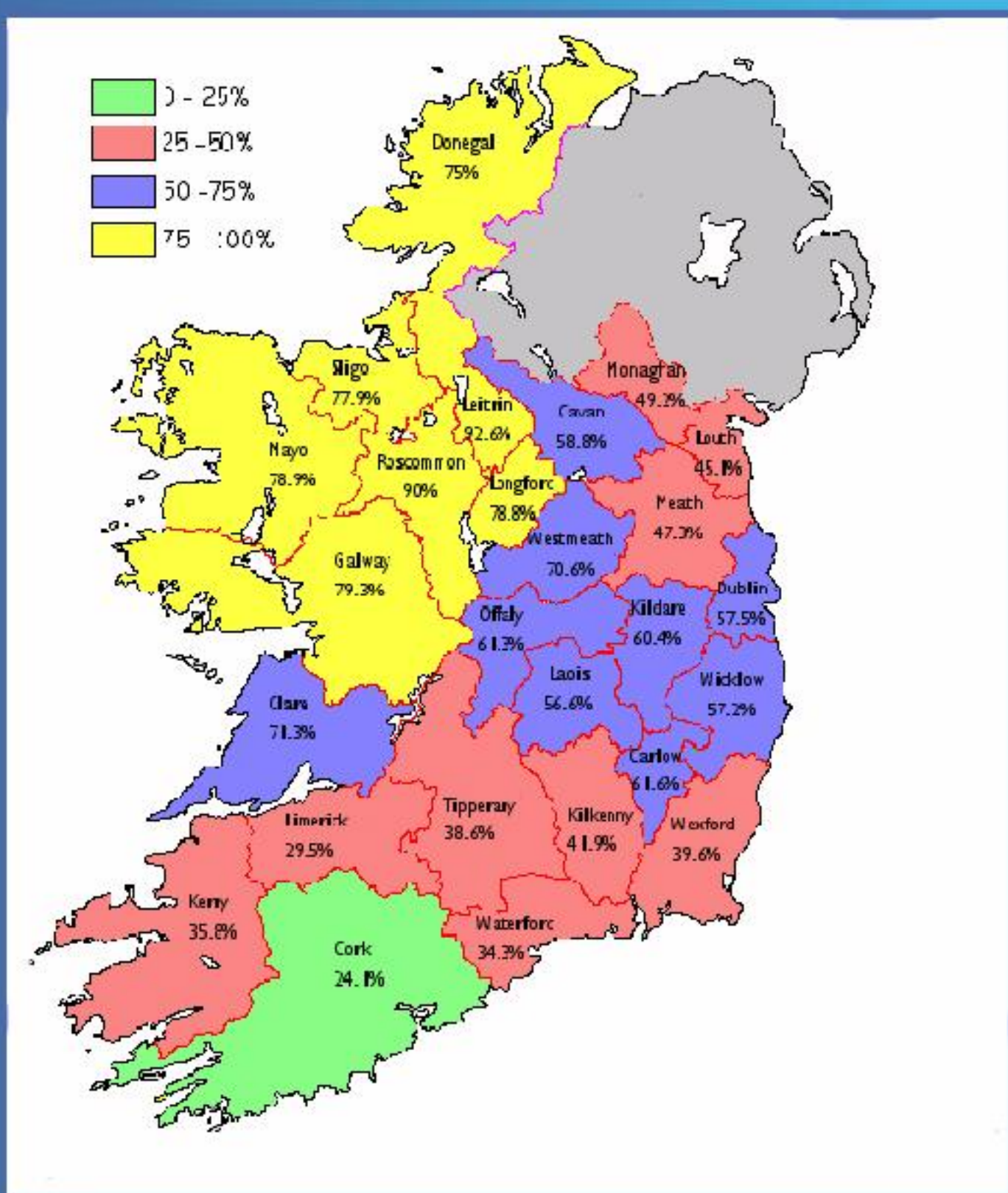

SECTION 2

Calf Births 2004 by Month, by Gender and by Sire Type

	Calves born to a Beef bull			Calves born to a Dairy Bull			Overall Total
	Male	Female	Total	Male	Female	Total	
Jan	46,273	44,091	90,364	35,656	36,967	72,623	162,987
Feb	110,178	102,353	212,531	93,881	90,216	184,097	396,628
Mar	190,754	174,882	365,636	70,335	64,055	134,390	500,026
Apr	199,206	172,544	371,750	36,451	32,330	68,781	440,531
May	128,945	106,999	235,944	18,498	15,536	34,034	269,978
June	24,720	43,740	68,460	3,073	5,192	8,265	76,725
July	21,929	28,156	50,085	2,581	3,419	6,000	56,085
Aug	19,034	21,685	40,719	3,409	3,865	7,274	47,993
Sep	18,974	19,978	38,952	8,612	8,746	17,358	56,310
Oct	18,756	19,141	37,897	9,589	9,268	18,857	56,754
Nov	18,713	18,861	37,574	7,930	7,671	15,601	53,175
Dec	20,731	20,549	41,280	6,462	6,242	12,704	53,984
Total	818,213	772,979	1,591,192	296,477	283,507	579,984	2,171,176

Calf Births 2004 by Month and by Breed of Dam

Month	FR	HE	CH	SI	LM	AA	BA	BB	JE	MO	RB	MY	SA	SH	Other*	Total
Jan	98,128	10,420	13,544	11,133	14,040	6,993	309	3,362	116	1,297	319	443	284	2,046	553	162,987
Feb	270,475	20,830	24,500	21,186	24,773	14,600	560	5,995	764	4,413	999	1,267	607	4,382	1,277	396,628
Mar	255,193	41,764	51,427	38,492	51,099	30,503	1,034	11,230	901	4,853	824	1,227	1,114	8,940	1,425	500,026
Apr	169,824	43,703	62,343	40,288	58,850	34,111	1,076	12,529	436	3,485	434	833	1,171	10,203	1,245	440,531
May	94,858	28,309	42,528	24,712	37,897	21,957	826	8,349	221	1,743	209	344	740	6,534	751	269,978
Jun	23,682	8,589	13,146	7,346	11,145	6,761	223	2,558	72	471	27	102	220	2,134	249	76,725
Jul	16,137	6,732	9,851	5,565	8,629	4,898	201	1,940	32	288	19	67	137	1,398	191	56,085
Aug	14,421	5,477	8,086	4,934	7,575	3,843	229	1,679	28	231	58	59	129	1,092	152	47,993
Sep	24,543	4,516	7,226	5,023	7,656	3,470	219	1,606	42	527	66	139	163	916	198	56,310
Oct	26,511	4,059	6,685	4,869	7,632	3,183	243	1,613	53	495	62	122	202	824	201	56,754
Nov	23,094	4,050	6,792	4,877	7,908	2,962	205	1,601	51	376	73	112	192	726	156	53,175
Dec	19,427	4,621	7,852	5,867	8,783	3,377	239	1,916	39	429	66	90	174	928	176	53,984
Total	1,036,293	183,070	253,980	174,292	245,987	136,658	5,364	54,378	2,755	18,608	3,156	4,805	5,133	40,123	6,574	2,171,176

FR: Friesian
AA: Aberdeen Angus
RB: Rotbunte
HE: Hereford
BA: Blonde D'Aquitaine
MY: Meuse Rhine Yssel
CH: Charolais
BB: Belgian Blue
SA: Salers
SI: Simmental
JE: Jersey
SH: Shorthorn
LM: Limousin
MO: Montbelliarde

*For full list of breeds see appendix

SECTION 4

Sire Selection for Beef Dams

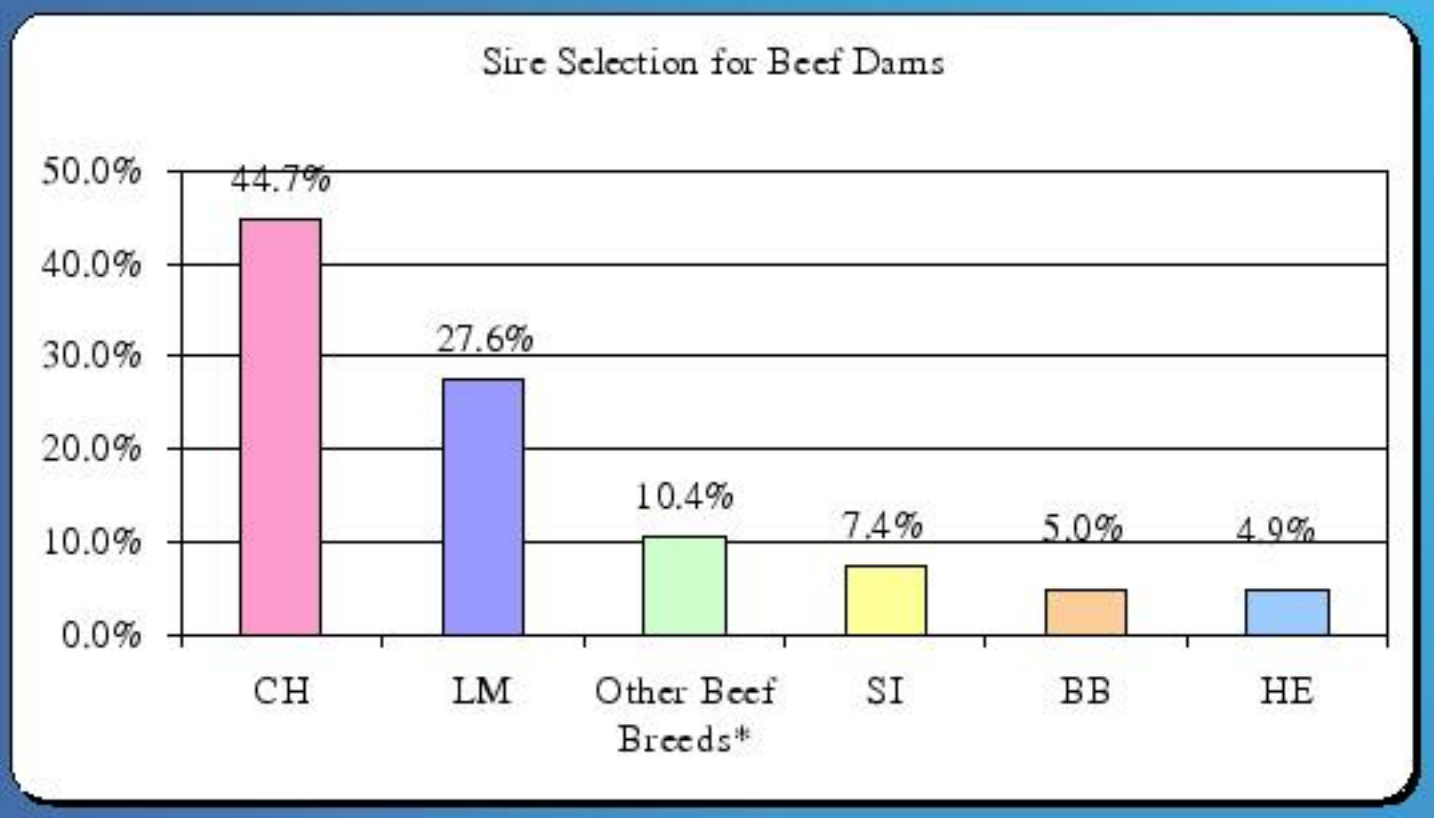

Sire Selection for Dairy Dams

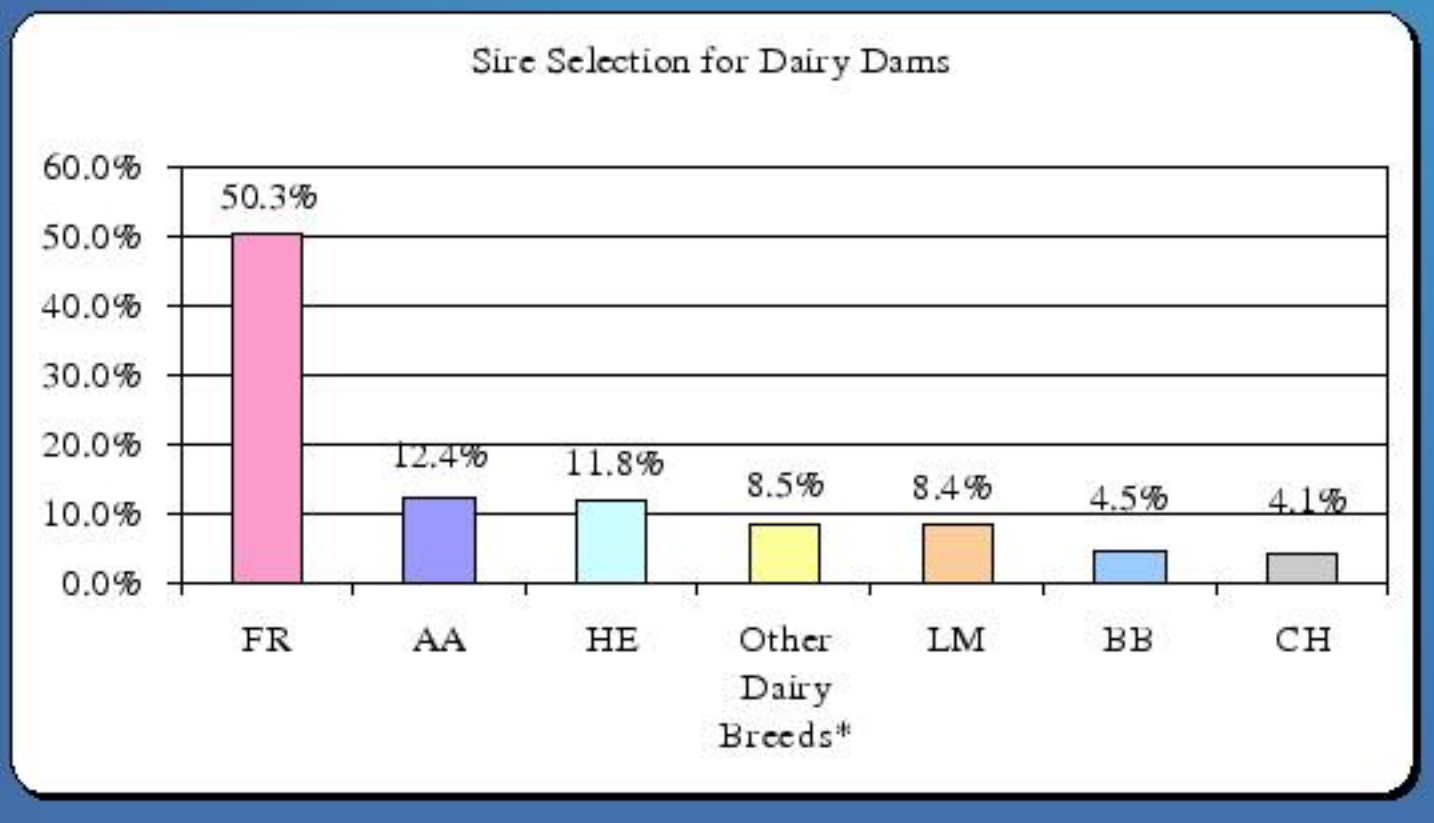

* For full list of breeds see appendix

Breed Composition of 2004 Born Calves

Breed Composition of 2004 Born Calves

BREED OF DAM

BREED OF SIRE

	FR	HE	CH	SI	IM	AA	BA	BB	JE	MO	RB	MY	SA	SH	Other*	Total
FR	531,296	1,718	546	1,739	1,121	1,297	33	824	855	3,067	659	740	3	572	691	545,161
HE	124,235	29,072	4,721	5,273	5,540	4,921	135	1,912	123	1,357	199	400	83	1,748	316	180,035
CH	42,611	72,765	167,088	72,257	88,393	55,725	1,359	19,288	113	1,263	77	339	1,980	14,845	797	538,900
SI	42,209	13,627	10,935	34,128	11,005	6,681	257	2,841	24	827	59	169	148	2,109	218	125,237
IM	86,302	44,189	49,409	41,219	110,767	30,945	1,265	16,174	119	1,904	123	557	964	9,127	732	393,796
AA	128,240	10,221	8,710	7,422	11,223	27,100	267	4,175	210	2,461	469	319	158	2,847	783	204,605
BA	1,882	1,053	1,027	1,097	1,382	668	1,498	490	1	68	9	13	14	219	23	9,444
BB	46,226	7,589	8,825	8,653	13,306	6,694	449	7,660	94	1,002	96	203	190	1,629	307	102,923
JE	3,262	18	2	6	5	16	0	4	1,093	29	61	4	0	17	50	4,567
MO	14,552	172	123	311	169	124	1	76	37	5,997	68	302	1	56	132	22,121
RB	5,405	23	4	64	17	22	1	22	10	148	1,260	183	1	26	67	7,253
MY	1,721	35	25	87	42	41	7	8	7	46	13	1,425	1	29	20	3,507
SA	1,179	586	933	764	1,010	756	48	254	1	75	2	19	1,530	297	62	7,516
SH	2,461	1,525	1,148	866	1,438	1,286	20	459	21	94	14	104	24	6,437	101	15,998
Other*	4,712	477	484	406	569	382	24	191	47	270	47	28	36	165	2,275	10,113
Total	1,036,293	183,070	253,980	174,292	245,987	136,658	5,364	54,378	2,755	18,608	3,156	4,805	5,133	40,123	6,574	2,171,176

FR: Friesian
AA: Aberdeen Angus
RB: Rotbunte
HE: Hereford
BA: Blonde D'Aquitaine
MY: Meuse Rhine Yssel
CH: Charolais
BB: Belgian Blue
SA: Salers
SI: Simmental
JE: Jersey
SH: Shorthorn
IM: Limousin
MO: Montbelliarde

*For full list of breeds see appendix

CMMS 2004

Chapter 2
Movement Data

THE DEPARTMENT OF
AGRICULTURE & FOOD
AN RÓNN TALMHAIOCHTA AGUS BIA

SECTION 1

Mart Movements 2004* by Month and by Gender

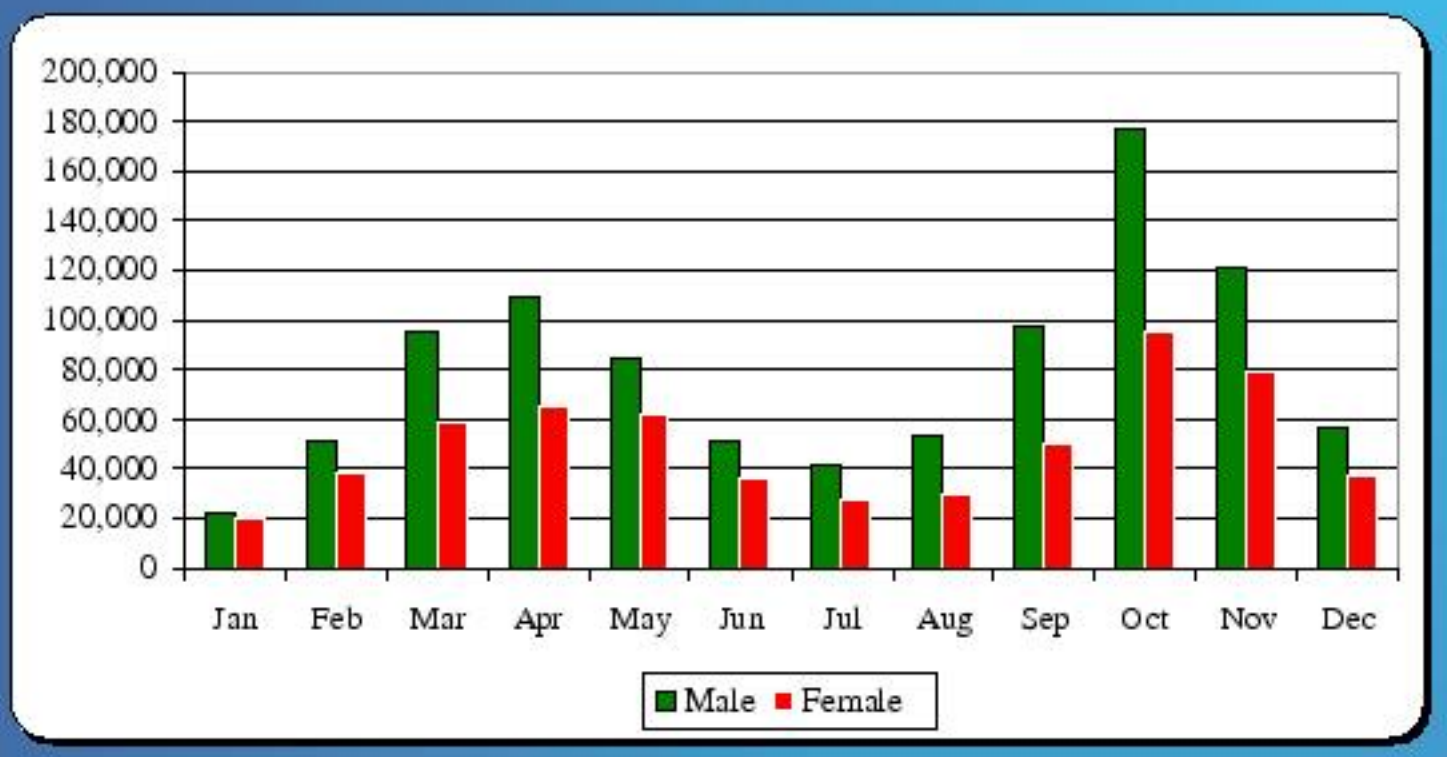

	Male	Female	Total
Jan	22,730	20,360	43,090
Feb	51,147	38,396	89,543
Mar	94,617	59,100	153,717
Apr	109,850	65,239	175,089
May	84,829	62,246	147,075
Jun	50,919	36,327	87,246
Jul	41,116	27,567	68,683
Aug	53,501	29,159	82,660
Sep	97,696	50,456	148,152
Oct	177,036	94,629	271,665
Nov	120,958	78,728	199,686
Dec	55,982	37,275	93,257
Total	960,381	599,482	1,559,863

*These figures include 103,302 movements where the animal was unsold in the mart

Age Breakdown of Mart Movements For Beef Cattle * by month and by gender

*FOR THE PURPOSE OF THIS TABLE BEEF CATTLE ARE DEFINED AS THE PROGENY OF BULLS OF A BEEF BREED

	0 to 6 Wks		6Wks - 6 mts		6 - 12 mts		12 - 18 mts		18 - 24 mts		24 - 30 mts		30Mts +		
	M	F	M	F	M	F	M	F	M	F	M	F	M	F	Total
Jan	1,242	1,082	842	669	7,248	6,732	1,193	736	5,095	3,765	520	304	526	3,907	33,861
Feb	4,159	3,824	898	712	13,650	11,439	3,621	1,745	10,523	6,880	1,554	800	991	5,794	66,590
Mar	10,934	9,757	1,003	835	16,658	12,626	10,238	4,703	16,668	8,142	5,681	2,519	1,048	7,008	107,820
Apr	11,649	11,091	1,500	1,470	15,010	10,301	23,434	10,759	14,657	5,965	13,519	4,677	1,244	6,746	132,022
May	11,466	10,877	2,398	2,385	10,496	7,120	21,294	13,241	6,635	3,987	11,480	6,016	1,239	8,415	117,049
Jun	6,251	5,532	2,325	2,039	5,198	3,307	15,054	9,071	2,796	1,769	6,797	3,921	826	5,761	70,647
Jul	2,418	2,567	1,835	1,548	3,494	2,202	14,788	10,060	2,397	1,369	6,728	3,206	698	3,583	56,893
Aug	1,254	1,176	3,965	3,271	7,154	4,540	17,953	10,303	4,618	1,928	7,075	2,621	854	3,500	70,212
Sep	988	876	9,997	6,768	22,015	13,061	23,483	13,004	14,786	5,928	9,340	2,759	2,350	5,140	130,495
Oct	988	865	18,012	12,025	60,195	38,734	24,158	12,634	37,534	13,688	8,917	2,649	4,684	8,981	244,064
Nov	1,135	996	7,979	6,809	44,291	32,844	11,360	7,383	29,753	13,985	4,622	1,787	4,517	9,840	177,301
Dec	825	658	1,927	2,003	18,949	12,632	4,319	2,821	13,775	7,974	2,319	733	3,048	6,507	78,490
Total	53,309	49,301	52,681	40,534	224,358	155,538	170,895	96,460	159,237	75,380	78,552	31,992	22,025	75,182	1,285,444

Age Breakdown of Mart Movements For Dairy Cattle* by month and by gender

*FOR THE PURPOSE OF THIS TABLE DAIRY CATTLE ARE DEFINED AS THE PROGENY OF BULLS OF A DAIRY BREED

Age Breakdown of Mart Movements For Dairy Cattle* by month and by gender

	0 to 6 Wks		6Wks - 6 mts		6 - 12 mts		12 - 18 mts		18 - 24 mts		24 - 30 mts		30Mts +		
	M	F	M	F	M	F	M	F	M	F	M	F	M	F	Total
Jan	2,185	107	397	21	1,501	125	309	18	1,520	448	94	225	58	2,221	9,229
Feb	9,025	458	447	41	1,916	174	1,394	57	2,191	1,054	634	814	144	4,604	22,953
Mar	19,337	1,226	772	142	1,829	201	5,301	336	2,328	1,008	2,622	2,385	198	8,212	45,897
Apr	11,240	1,268	1,691	287	1,194	266	9,061	1,071	1,682	476	3,764	2,538	205	8,324	43,067
May	6,374	1,158	1,677	368	838	119	6,712	1,051	972	195	3,057	1,498	191	5,816	30,026
Jun	2,646	634	1,352	199	441	54	4,747	475	625	75	1,683	604	178	2,886	16,599
Jul	987	297	834	219	288	44	4,444	357	634	44	1,393	244	178	1,827	11,790
Aug	537	105	605	107	747	22	4,249	161	2,959	77	1,208	200	323	1,148	12,448
Sep	903	84	505	90	1,792	69	2,610	198	7,052	225	1,090	203	785	2,051	17,657
Oct	1,604	61	455	87	4,150	180	2,061	190	12,455	627	849	240	974	3,668	27,601
Nov	1,787	103	487	59	4,704	266	1,078	96	8,010	601	518	120	717	3,839	22,385
Dec	1,243	52	369	35	3,420	234	556	59	4,332	548	356	124	544	2,895	14,767
Total	57,868	5,553	9,591	1,655	22,820	1,754	42,522	4,069	44,760	5,378	17,268	9,195	4,495	47,491	274,419

SECTION 2

Farm to Farm Movements 2004 by Month and by Gender

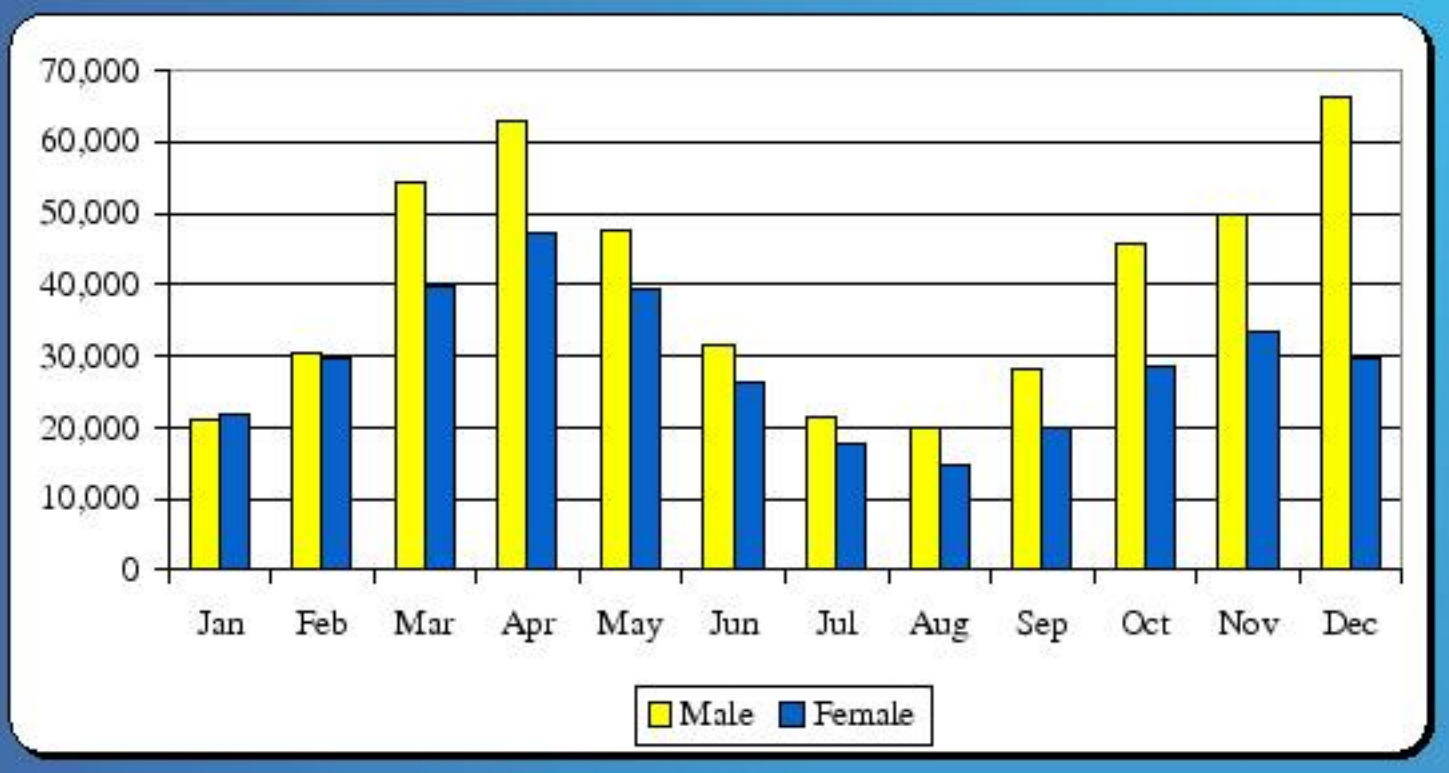

	Male	Female	Total
Jan	21,033	21,861	42,894
Feb	30,268	29,796	60,064
Mar	54,356	39,909	94,265
Apr	63,039	47,243	110,282
May	47,746	39,315	87,061
Jun	31,496	26,199	57,695
Jul	21,303	17,779	39,082
Aug	19,987	14,782	34,769
Sep	28,140	19,935	48,075
Oct	45,757	28,750	74,507
Nov	49,899	33,374	83,273
Dec	66,233	29,843	96,076
Total	479,257	348,786	828,043

Age Breakdown of Farm to Farm Movements For Beef Cattle* by month and by gender

*FOR THE PURPOSE OF THIS TABLE BEEF CATTLE ARE DEFINED AS THE PROGENY OF BULLS OF A BEEF BREED

	0 to 6 Wks		6Wks - 6 mts		6 - 12 mts		12 - 18 mts		18 - 24 mts		24 - 30 mts		30Mts +		
	M	F	M	F	M	F	M	F	M	F	M	F	M	F	Total
Jan	1,213	959	923	725	5,883	5,123	953	649	3,542	2,351	366	289	763	4,536	28,275
Feb	3,599	2,946	796	711	7,478	5,421	1,597	783	3,137	2,677	438	609	603	5,930	36,725
Mar	9,659	7,733	992	830	8,643	5,343	4,005	1,889	4,575	2,472	1,927	1,209	852	6,277	56,406
Apr	11,512	9,441	2,265	2,131	6,993	4,584	9,539	4,540	4,407	1,816	3,940	1,935	1,080	6,792	70,975
May	9,209	7,219	2,855	2,596	4,515	2,927	9,117	5,332	2,397	1,290	3,602	2,188	1,169	6,129	60,545
Jun	5,125	3,720	3,149	2,518	2,561	1,666	6,825	4,243	1,224	705	2,361	1,809	890	4,228	41,024
Jul	1,646	2,096	2,751	2,195	1,697	928	5,093	3,245	731	435	1,678	1,126	669	1,904	26,194
Aug	726	797	2,675	2,282	2,215	1,444	5,142	2,883	922	520	1,201	944	552	1,695	23,998
Sep	657	643	4,546	3,143	6,027	3,829	4,809	2,974	2,341	1,311	1,282	819	712	3,510	36,603
Oct	804	793	5,785	3,792	14,659	8,773	4,733	2,232	6,000	2,647	1,422	728	1,204	4,032	57,604
Nov	1,000	962	3,446	2,786	19,469	11,930	3,792	1,678	7,490	3,082	1,110	569	1,886	5,441	64,641
Dec	916	784	1,523	1,332	27,117	9,697	3,578	1,076	10,483	3,369	1,028	402	2,201	5,769	69,275
Total	46,066	38,093	31,706	25,041	107,257	61,665	59,183	31,524	47,249	22,675	20,355	12,627	12,581	56,243	572,265

Age Breakdown of Farm to Farm Movements For Dairy Cattle* by month and by gender

*FOR THE PURPOSE OF THIS TABLE DAIRY CATTLE ARE DEFINED AS THE PROGENY OF BULLS OF A DAIRY BREED

	0 to 6 Wks		6Wks - 6 mts		6 - 12 mts		12 - 18 mts		18 - 24 mts		24 - 30 mts		30Mts +		
	M	F	M	F	M	F	M	F	M	F	M	F	M	F	Total
Jan	2,235	189	1,059	222	1,979	567	376	115	1,475	1,269	153	492	113	4,375	14,619
Feb	7,587	932	1,047	241	1,486	391	861	325	1,110	1,534	402	1,433	127	5,863	23,339
Mar	15,137	2,317	1,876	470	1,506	287	2,669	618	1,150	745	1,246	2,566	119	7,153	37,859
Apr	10,707	2,079	3,903	1,161	1,123	388	4,313	1,484	1,028	458	2,075	2,820	154	7,614	39,307
May	4,536	1,212	3,653	1,054	874	197	3,782	1,330	598	324	1,247	1,570	192	5,947	26,516
Jun	1,893	495	3,197	979	735	145	2,261	758	420	115	730	847	125	3,971	16,671
Jul	601	259	2,572	947	839	117	1,837	667	424	143	597	651	168	3,066	12,888
Aug	301	116	1,523	374	1,401	186	1,812	269	952	187	375	483	190	2,602	10,771
Sep	903	125	850	226	2,417	295	1,006	180	1,927	461	389	345	274	3,074	12,472
Oct	1,845	170	715	119	3,433	522	870	196	3,541	565	340	325	406	2,856	15,903
Nov	1,547	228	808	196	4,646	569	823	177	3,244	1,110	233	282	405	4,364	18,632
Dec	1,110	256	620	132	10,591	998	1,527	130	4,842	1,112	338	417	359	4,369	26,801
Total	48,402	8,378	21,823	6,121	31,030	4,662	22,137	6,249	20,711	8,023	8,125	12,231	2,632	55,254	255,778

SECTION 2

All Cattle Movements by Month and by Type

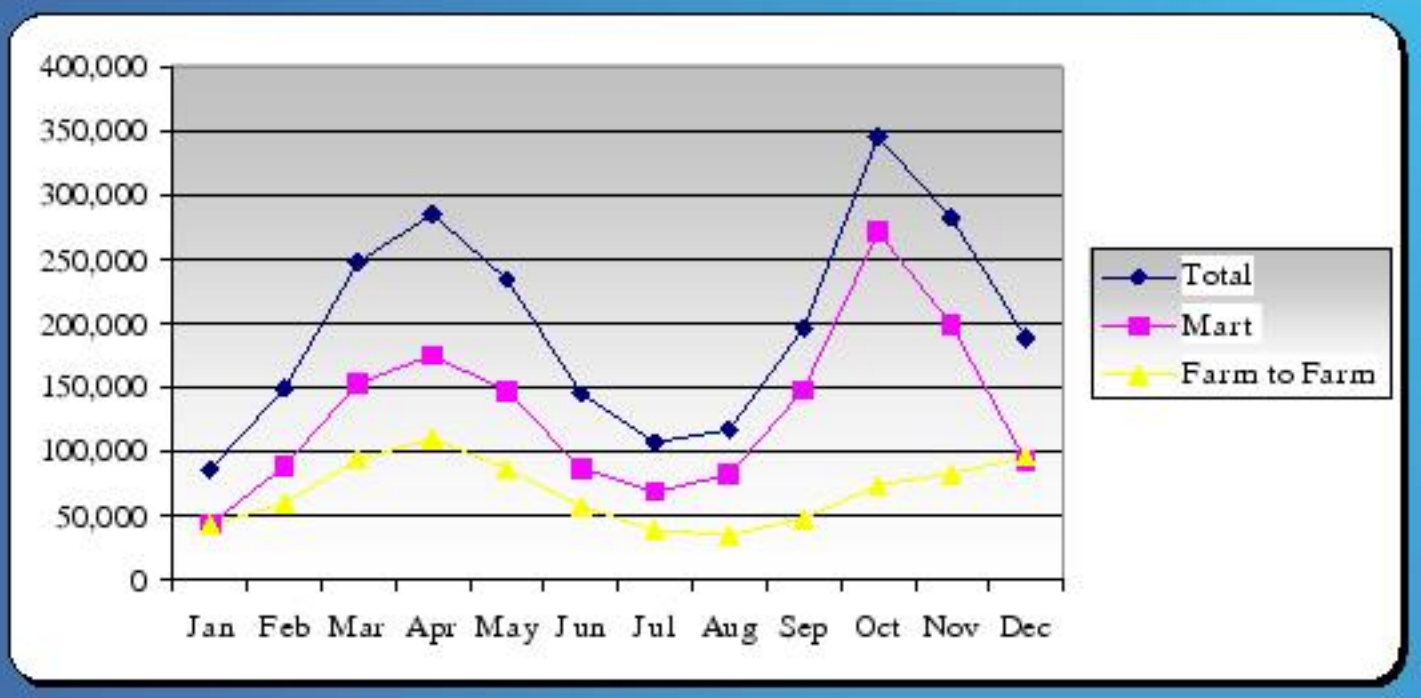

	Mart* Movements	Farm to Farm Movements	Total
Jan	43,090	42,894	85,984
Feb	89,543	60,064	149,607
Mar	153,717	94,265	247,982
Apr	175,089	110,282	285,371
May	147,075	87,061	234,136
Jun	87,246	57,695	144,941
Jul	68,683	39,082	107,765
Aug	82,660	34,769	117,429
Sep	148,152	48,075	196,227
Oct	271,665	74,507	346,172
Nov	199,686	83,273	282,959
Dec	93,257	96,076	189,333
Total	1,559,863	828,043	2,387,906

*These figures include 103,302 movements where the animal was unsold in the mart

SECTION 2

All Cattle Movements by Month and by Gender

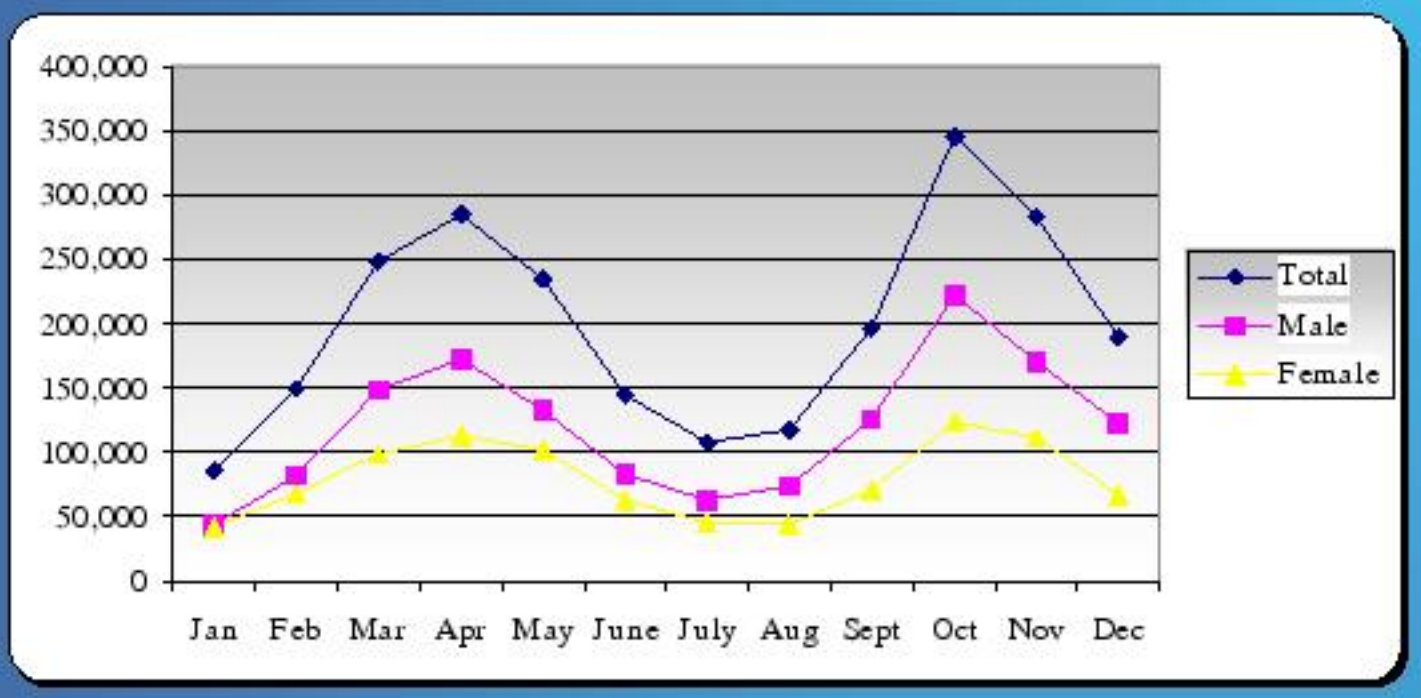

	Male	Female	Total
Jan	43,763	42,221	85,984
Feb	81,415	68,192	149,607
Mar	148,973	99,009	247,982
Apr	172,889	112,482	285,371
May	132,575	101,561	234,136
June	82,415	62,526	144,941
July	62,419	45,346	107,765
Aug	73,488	43,941	117,429
Sept	125,836	70,391	196,227
Oct	222,793	123,379	346,172
Nov	170,857	112,102	282,959
Dec	122,215	67,118	189,333
Total	1,439,638	948,268	2,387,906

CMMS 2004

Chapter 3
Disposal Of Cattle

THE DEPARTMENT OF
AGRICULTURE & FOOD
AN ROINN TALMHAIOCHTA AGUS BIA

SECTION 1

Overall Summary of Cattle Disposals and On Farm Deaths

	Factory	Abattoir	On Farm Deaths*	Stillborn	Exports	Total
Jan	133,738	8,074	12,443	2,573	2,163	158,991
Feb	126,870	7,333	16,460	5,831	8,321	164,815
Mar	141,078	8,319	27,278	6,765	16,673	200,113
Apr	132,507	6,986	27,383	4,802	19,085	190,763
May	113,810	6,545	22,132	2,540	12,310	157,337
Jun	112,197	6,530	15,596	1,056	9,548	144,927
Jul	133,138	6,922	11,532	534	2,543	154,669
Aug	151,467	7,133	10,601	593	6,792	176,586
Sep	167,750	7,524	10,757	937	12,199	199,167
Oct	173,003	7,620	12,009	1,028	14,587	208,247
Nov	182,776	9,063	12,946	876	19,096	224,757
Dec	156,618	8,800	13,397	974	11,549	191,338
Total	1,724,952	90,849	192,534	28,509	134,866	2,171,710

*Excluding Stillborn Animals

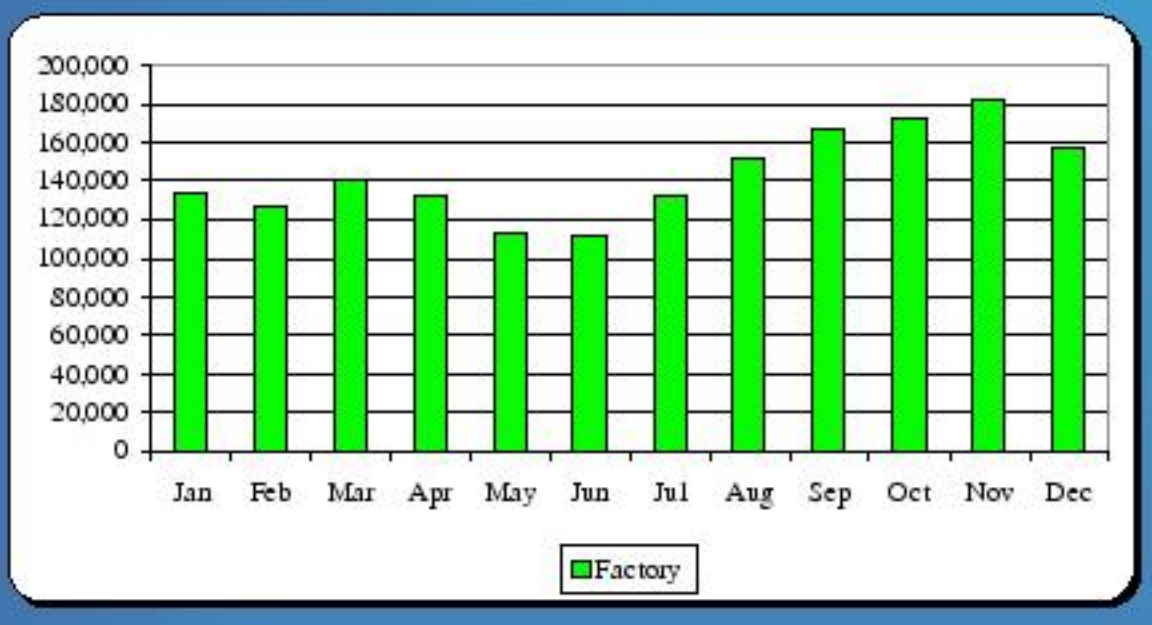

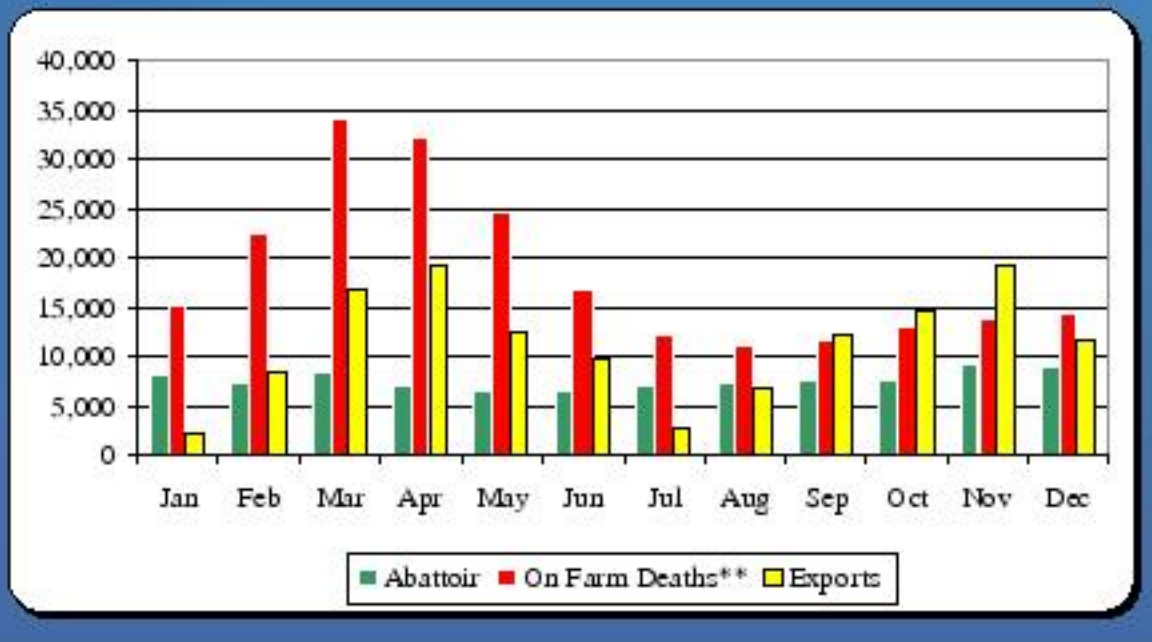

**Including Stillborn Animals

SECTION 2

Cattle Disposals in Export Approved Slaughter Plants 2004

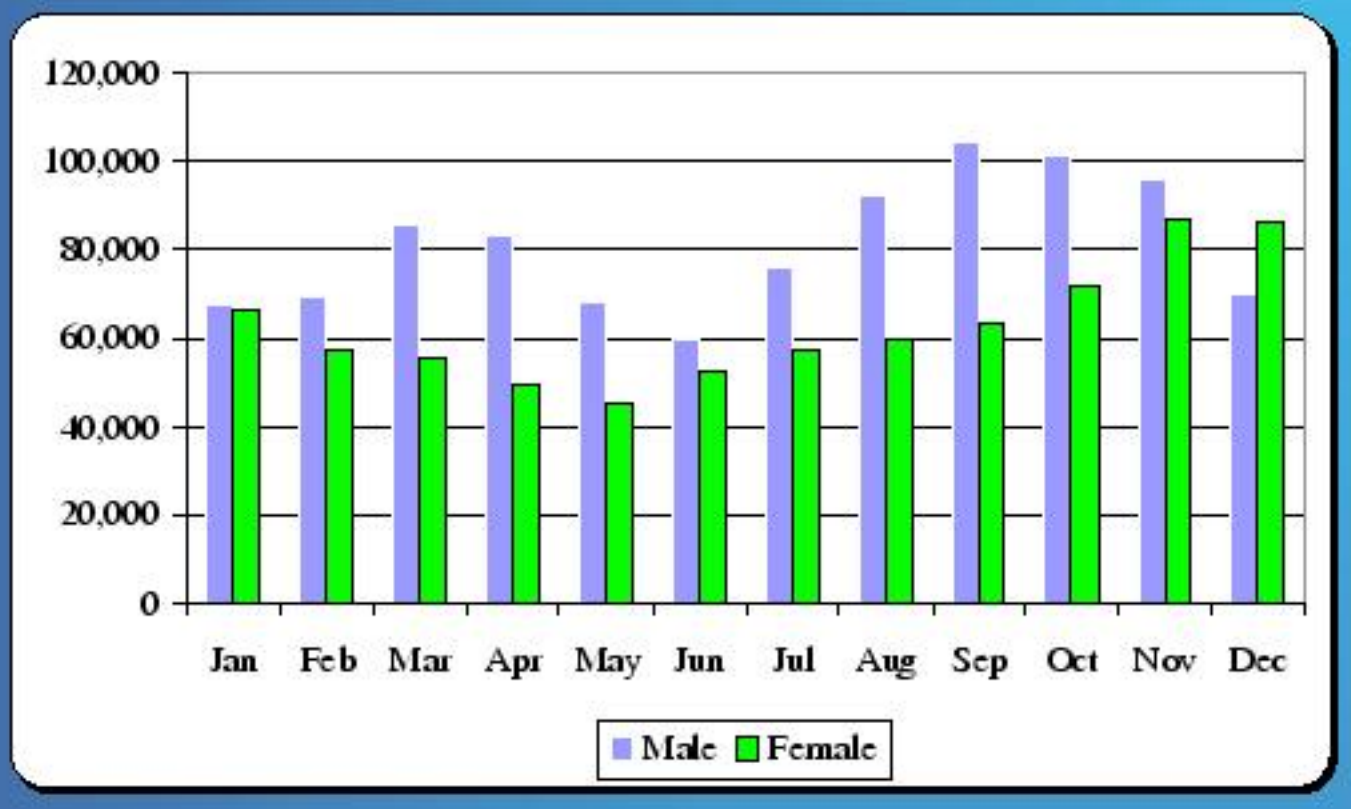

	Male	Female	Total
Jan	67,377	66,361	133,738
Feb	69,744	57,126	126,870
Mar	85,510	55,568	141,078
Apr	83,028	49,479	132,507
May	68,237	45,573	113,810
Jun	59,475	52,722	112,197
Jul	75,875	57,263	133,138
Aug	92,085	59,382	151,467
Sep	104,262	63,488	167,750
Oct	101,472	71,531	173,003
Nov	96,049	86,727	182,776
Dec	70,225	86,393	156,618
Total	973,339	751,613	1,724,952

SECTION 2

Age Profile of Factory Slaughterings 2004 for Beef Cattle* by month and by gender

*FOR THE PURPOSE OF THIS TABLE BEEF CATTLE ARE DEFINED AS THE PROGENY OF BULLS OF A BEEF BREED

	0 - 12 mts		12 - 18 mts		18 - 24 mts		24 - 30 mts		30 mts +		
	M	F	M	F	M	F	M	F	M	F	Total
Jan	1,613	2,303	1,003	1,341	19,147	29,288	9,070	3,928	15,138	15,076	97,907
Feb	1,538	2,176	982	1,220	24,195	21,941	11,037	4,704	10,133	11,621	89,547
Mar	1,894	2,057	1,830	1,682	24,592	14,847	22,273	8,502	9,366	10,343	97,386
Apr	1,591	1,068	3,134	2,354	12,934	8,769	33,311	12,096	7,754	8,479	91,490
May	1,334	723	6,123	3,007	6,025	4,728	30,503	12,551	5,820	8,741	79,555
Jun	785	487	6,625	3,050	3,138	2,989	28,405	13,910	5,636	11,642	76,667
Jul	684	517	4,325	3,532	2,510	2,772	42,576	15,527	7,466	14,680	94,589
Aug	935	776	3,659	4,137	2,445	3,424	55,035	14,839	10,246	17,191	112,687
Sep	1,412	1,412	2,938	4,496	3,063	6,127	58,321	14,018	20,109	19,140	131,036
Oct	1,018	1,244	2,981	3,747	4,135	11,891	44,194	10,464	31,012	25,027	135,713
Nov	1,065	1,339	3,135	3,225	7,788	23,260	28,413	7,793	37,824	29,485	143,327
Dec	1,483	1,743	2,474	2,870	12,169	30,408	12,143	5,060	24,644	25,602	118,596
Total	15,352	15,845	39,209	34,661	122,141	160,444	375,281	123,392	185,148	197,027	1,268,500

Age Profile of Factory Slaughterings 2004 for Dairy Cattle* by month and by gender

*FOR THE PURPOSE OF THIS TABLE DAIRY CATTLE ARE DEFINED AS THE PROGENY OF BULLS OF A DAIRY BREED

	0 - 12 mts		12 - 18 mts		18 - 24 mts		24 - 30 mts		30 mts +		
	M	F	M	F	M	F	M	F	M	F	Total
Jan	130	151	522	86	13,523	994	4,110	331	3,121	12,863	35,831
Feb	187	274	618	160	10,754	761	8,287	558	2,013	13,711	37,323
Mar	260	206	1,293	164	6,306	458	15,946	1,067	1,750	16,242	43,692
Apr	132	173	2,354	190	2,590	212	17,660	1,377	1,568	14,761	41,017
May	55	30	3,397	193	1,399	123	12,199	1,206	1,382	14,271	34,255
Jun	84	161	2,941	305	959	109	9,468	1,385	1,434	18,684	35,530
Jul	55	76	1,454	183	779	107	14,118	1,583	1,908	18,286	38,549
Aug	98	33	708	103	986	152	14,554	1,372	3,419	17,355	38,780
Sep	62	140	418	132	1,417	281	9,001	845	7,521	16,897	36,714
Oct	167	161	397	88	1,833	525	5,714	568	10,021	17,816	37,290
Nov	88	100	372	49	2,385	692	4,338	426	10,641	20,358	39,449
Dec	209	251	455	102	6,693	1,282	3,039	404	6,916	18,671	38,022
Total	1,527	1,756	14,929	1,755	49,624	5,696	118,434	11,122	51,694	199,915	456,452

SECTION 3

Cattle Disposals in Local Authority Licensed Abattoirs 2004

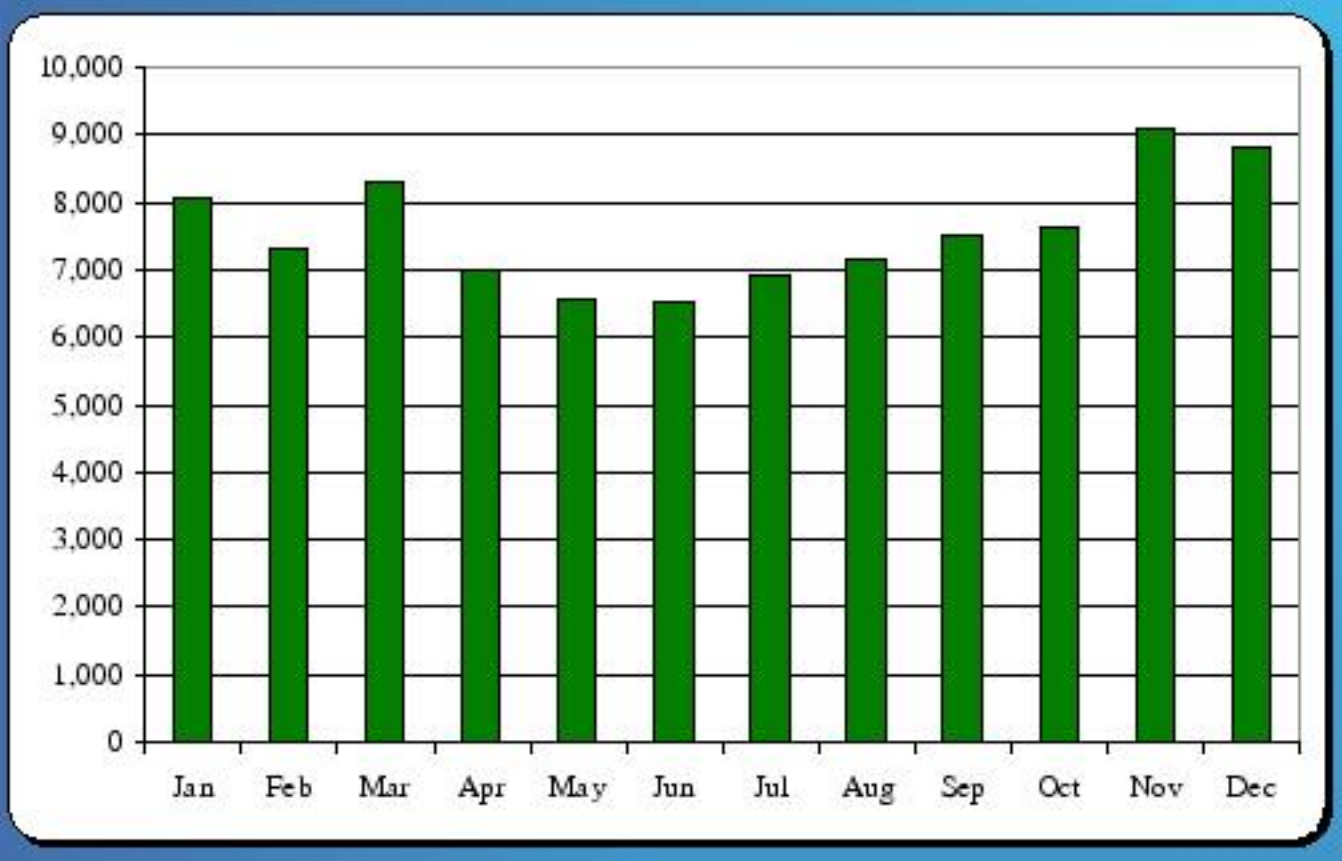

	Male	Female	Total
Jan	390	7,684	8,074
Feb	477	6,856	7,333
Mar	756	7,563	8,319
Apr	609	6,377	6,986
May	536	6,009	6,545
Jun	505	6,025	6,530
July	431	6,491	6,922
Aug	290	6,843	7,133
Sep	352	7,172	7,524
Oct	329	7,291	7,620
Nov	349	8,714	9,063
Dec	317	8,483	8,800
Total	5,341	85,508	90,849

SECTION 3

Age Profile of Abattoir Slaughterings 2004 for Beef Cattle* by month and by gender

*FOR THE PURPOSE OF THIS TABLE BEEF CATTLE ARE DEFINED AS THE PROGENY OF BULLS OF A BEEF BREED

	0 to 6 mts		6 - 12 mts		12 - 18 mts		18 - 24 mts		24 - 30 mts		
	M	F	M	F	M	F	M	F	M	F	Total
Jan	2	2	38	483	37	512	177	5,962	62	602	7,877
Feb	3	1	36	458	32	572	235	4,908	91	755	7,091
Mar	3	0	55	587	83	997	327	4,068	144	1,724	7,988
Apr	2	4	52	317	77	1,449	153	2,092	189	2,347	6,682
May	1	1	22	212	151	1,980	55	1,220	157	2,447	6,246
Jun	1	4	44	194	149	2,226	26	847	203	2,607	6,301
Jul	6	6	9	182	127	2,744	26	783	189	2,655	6,727
Aug	3	7	11	260	73	2,829	18	1,124	137	2,475	6,937
Sep	0	12	12	334	74	2,470	27	2,143	165	2,085	7,322
Oct	0	17	20	498	82	1,770	37	3,457	153	1,424	7,458
Nov	0	13	21	574	87	1,385	81	5,402	120	1,168	8,851
Dec	1	3	45	617	55	1,015	103	6,021	44	681	8,585
Total	22	70	365	4,716	1,027	19,949	1,265	38,027	1,654	20,970	88,065

Age Profile of Abattoir Slaughterings 2004 for Dairy Cattle* by month and by gender

*FOR THE PURPOSE OF THIS TABLE DAIRY CATTLE ARE DEFINED AS THE PROGENY OF BULLS OF A DAIRY BREED

	0 to 6 mts		6 - 12 mts		12 - 18 mts		18 - 24 mts		24 - 30 mts		
	M	F	M	F	M	F	M	F	M	F	Total
Jan	0	0	3	4	19	5	38	99	14	15	197
Feb	0	1	3	7	24	8	29	98	24	48	242
Mar	0	0	9	8	64	17	21	80	50	82	331
Apr	1	0	2	4	76	22	17	40	40	102	304
May	0	0	0	0	115	19	7	27	28	103	299
Jun	0	0	2	1	43	22	6	21	31	103	229
Jul	1	0	1	1	29	36	15	14	28	70	195
Aug	1	0	0	1	15	28	9	27	23	92	196
Sep	2	0	18	1	19	25	16	47	19	55	202
Oct	1	0	7	3	3	10	14	71	12	41	162
Nov	0	0	5	4	7	11	18	123	10	34	212
Dec	0	0	21	2	11	9	27	114	10	21	215
Total	6	1	71	36	425	212	217	761	289	766	2,784

SECTION 4

On Farm Deaths 2004* by month and by gender

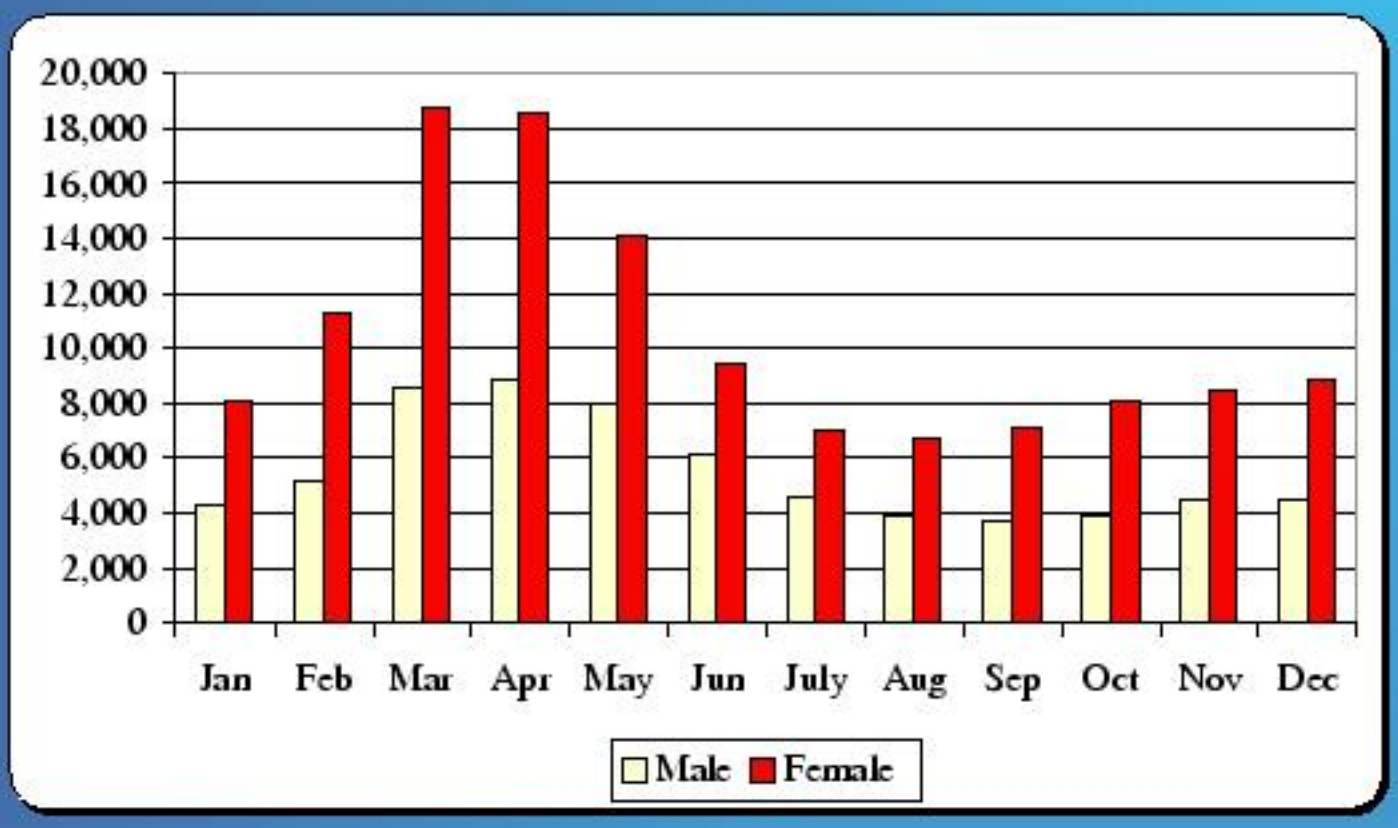

	Male	Female	Total
Jan	4,330	8,113	12,443
Feb	5,156	11,304	16,460
Mar	8,558	18,720	27,278
Apr	8,800	18,583	27,383
May	8,001	14,131	22,132
Jun	6,129	9,467	15,596
July	4,549	6,983	11,532
Aug	3,854	6,747	10,601
Sep	3,685	7,072	10,757
Oct	3,895	8,114	12,009
Nov	4,485	8,461	12,946
Dec	4,512	8,885	13,397
Total	65,954	126,580	192,534

* EXCLUDES STILLBORN ANIMALS

SECTION 4

Age Profile of On Farm Deaths 2004 for Male Beef Cattle* by month

	1 day - 1 week	1 - 3 weeks	3 - 6 weeks	6 wks - 3 mts	3 - 6 mts	6 - 12 mts	12 - 18 mts	18 - 24 mts	24 - 30 mts	30 mts +	Total
Jan	211	177	108	138	194	1,024	168	412	61	230	2,723
Feb	400	372	195	180	142	808	154	378	80	170	2,879
Mar	679	1,019	633	375	166	893	363	488	153	201	4,970
Apr	666	1,339	914	871	184	583	482	251	243	177	5,710
May	341	880	937	1,391	352	406	707	171	294	161	5,640
Jun	175	319	491	1,358	680	260	658	85	220	148	4,394
Jul	84	113	192	819	926	198	518	64	201	116	3,231
Aug	74	63	94	360	915	237	531	118	208	115	2,715
Sep	85	59	70	149	773	450	411	148	147	154	2,446
Oct	119	76	69	165	558	717	418	257	107	163	2,649
Nov	120	83	67	144	460	1,164	337	349	101	203	3,028
Dec	127	99	98	171	253	1,234	241	441	66	261	2,991
Total	3,081	4,599	3,868	6,121	5,603	7,974	4,988	3,162	1,881	2,099	43,376

Age Profile of On Farm Deaths 2004 for Female Beef Cattle* by month

	1 day - 1 week	1 - 3 weeks	3 - 6 weeks	6 wks - 3 mts	3 - 6 mts	6 - 12 mts	12 - 18 mts	18 - 24 mts	24 - 30 mts	30 mts +	Total
Jan	134	146	122	134	163	705	107	288	50	2,365	4,214
Feb	261	300	170	165	121	599	123	290	86	2,808	4,923
Mar	580	914	568	368	148	623	199	352	194	4,978	8,924
Apr	436	1,136	818	820	153	392	411	309	341	5,185	10,001
May	191	785	832	1,231	265	287	492	197	392	3,598	8,270
Jun	107	258	396	1,159	578	158	471	130	328	2,103	5,688
Jul	43	123	155	699	797	127	366	109	256	1,564	4,239
Aug	35	55	89	335	819	243	336	108	227	1,840	4,087
Sep	50	53	55	162	658	406	284	166	202	2,074	4,110
Oct	42	66	64	94	418	637	234	215	146	2,999	4,915
Nov	74	91	82	133	349	935	184	291	91	2,853	5,083
Dec	82	86	75	156	230	967	127	353	79	3,087	5,242
Total	2,035	4,013	3,426	5,456	4,699	6,079	3,334	2,808	2,392	35,454	69,696

*FOR THE PURPOSE OF THESE TABLES BEEF CATTLE ARE DEFINED AS THE PROGENY OF BULLS OF A BEEF BREED

SECTION 4

Age Profile of On Farm Deaths 2004 for Male Dairy Cattle* by month

	1 day - 1 week	1 - 3 weeks	3 - 6 weeks	6 wks - 3 mts	3 - 6 mts	6 - 12 mts	12 - 18 mts	18 - 24 mts	24 - 30 mts	30 mts +	Total
Jan	322	153	87	117	129	424	111	185	30	49	1,607
Feb	653	495	209	105	102	276	166	150	76	45	2,277
Mar	520	828	739	437	144	274	331	131	141	43	3,588
Apr	290	536	531	836	120	165	341	76	161	34	3,090
May	99	254	290	774	318	122	321	31	123	29	2,361
Jun	32	87	142	456	552	80	230	30	100	26	1,735
Jul	25	36	54	278	544	98	161	36	65	21	1,318
Aug	55	23	32	131	426	192	126	62	61	31	1,139
Sep	157	53	26	53	269	347	105	142	33	54	1,239
Oct	146	104	79	52	171	391	83	140	20	60	1,246
Nov	143	120	93	114	126	496	81	177	29	78	1,457
Dec	139	121	108	162	91	515	78	213	37	57	1,521
Total	2,581	2,810	2,390	3,515	2,992	3,380	2,134	1,373	876	527	22,578

Age Profile of On Farm Deaths 2004 for Female Dairy Cattle* by month

	1 day - 1 week	1 - 3 weeks	3 - 6 weeks	6 wks - 3 mts	3 - 6 mts	6 - 12 mts	12 - 18 mts	18 - 24 mts	24 - 30 mts	30 mts +	Total
Jan	205	115	68	75	58	269	65	201	74	2,769	3,899
Feb	527	363	184	81	68	228	94	245	233	4,358	6,381
Mar	374	656	663	339	83	182	201	208	621	6,469	9,796
Apr	174	448	429	651	99	113	215	114	565	5,774	8,582
May	42	177	228	564	287	97	213	73	352	3,828	5,861
Jun	30	50	103	357	520	62	160	26	239	2,232	3,779
Jul	21	34	45	168	537	68	109	35	151	1,576	2,744
Aug	29	26	22	84	362	183	112	75	130	1,637	2,660
Sep	116	42	31	44	288	276	78	115	96	1,876	2,962
Oct	117	61	41	55	129	372	37	155	56	2,176	3,199
Nov	92	89	61	78	102	396	43	173	59	2,285	3,378
Dec	63	81	78	112	74	383	40	200	69	2,543	3,643
Total	1,790	2,142	1,953	2,608	2,607	2,629	1,367	1,620	2,645	37,523	56,884

*FOR THE PURPOSE OF THESE TABLES DAIRY CATTLE ARE DEFINED AS THE PROGENY OF BULLS OF A DAIRY BREED

SECTION 5

Stillborn Calves 2004 by month and by gender

	Calves from a beef bull			Calves from a dairy bull			Overall
	Male	Female	Total	Male	Female	Total	Total
Jan	653	506	1,159	765	649	1,414	2,573
Feb	1,645	1,179	2,824	1,687	1,320	3,007	5,831
Mar	2,604	1,798	4,402	1,354	1,009	2,363	6,765
Apr	2,099	1,566	3,665	666	471	1,137	4,802
May	1,281	810	2,091	260	189	449	2,540
Jun	552	329	881	110	65	175	1,056
July	256	176	432	72	30	102	534
Aug	247	165	412	96	85	181	593
Sep	319	224	543	230	164	394	937
Oct	302	231	533	304	191	495	1,028
Nov	281	185	466	236	174	410	876
Dec	347	233	580	230	164	394	974
Total	10,586	7,402	17,988	6,010	4,511	10,521	28,509

	Male	Female	Total
Jan	1,418	1,155	2,573
Feb	3,332	2,499	5,831
Mar	3,958	2,807	6,765
Apr	2,765	2,037	4,802
May	1,541	999	2,540
Jun	662	394	1,056
July	328	206	534
Aug	343	250	593
Sep	549	388	937
Oct	606	422	1,028
Nov	517	359	876
Dec	577	397	974
Total	16,596	11,913	28,509

SECTION 6

Live Exports 2004 by month and by gender

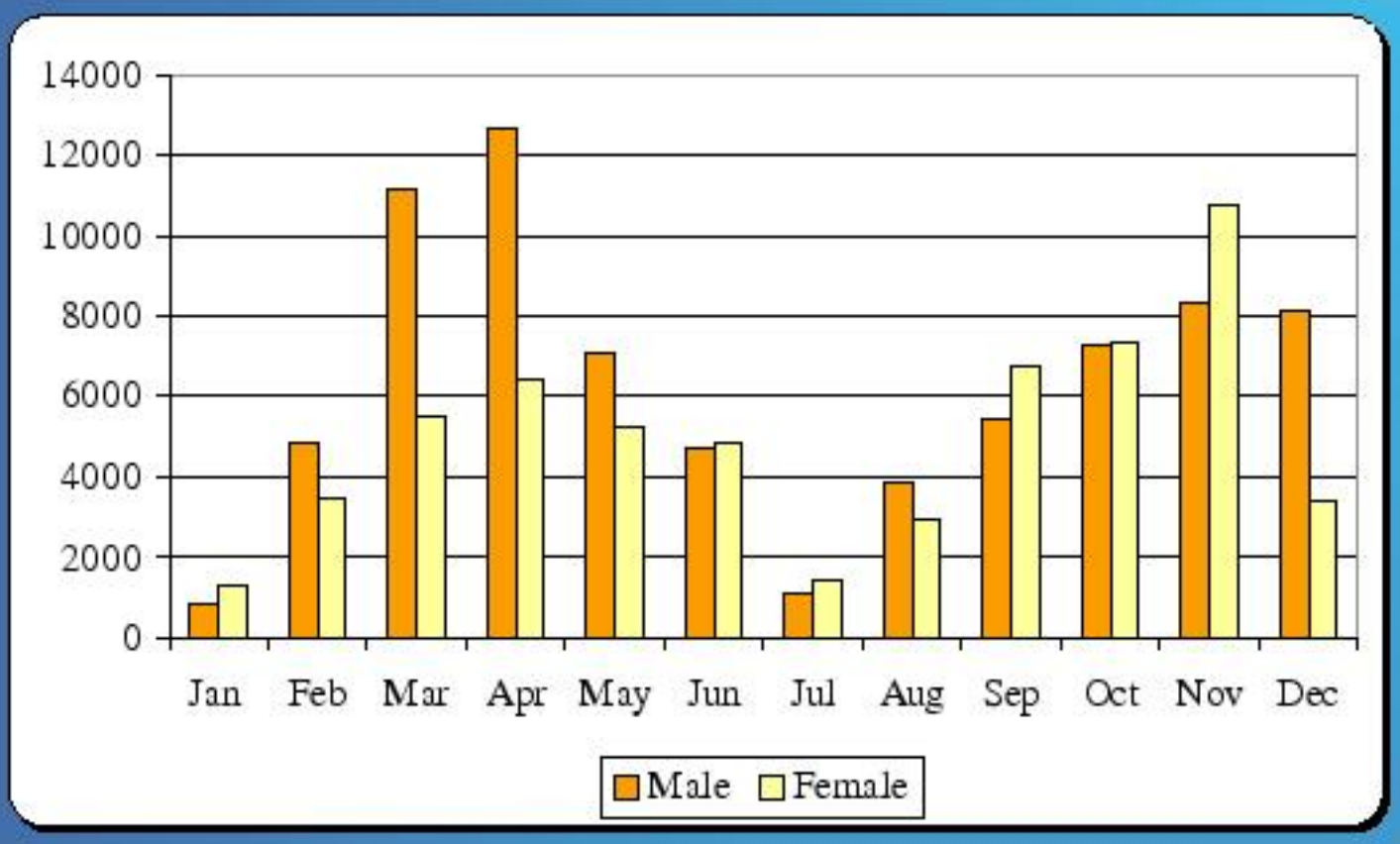

	Male	Female	Total
Jan	816	1,347	2,163
Feb	4,859	3,462	8,321
Mar	11,139	5,534	16,673
Apr	12,669	6,416	19,085
May	7,104	5,206	12,310
Jun	4,720	4,828	9,548
Jul	1,126	1,417	2,543
Aug	3,850	2,942	6,792
Sep	5,455	6,744	12,199
Oct	7,271	7,316	14,587
Nov	8,347	10,749	19,096
Dec	8,099	3,450	11,549
Total	75,455	59,411	134,866

Age Profile of Live Exports 2004 for Beef Cattle* by month and by gender

*FOR THE PURPOSE OF THIS TABLE BEEF CATTLE ARE DEFINED AS THE PROGENY OF BULLS OF A BEEF BREED

	0-6 weeks		6wks -6mts		6 - 12 mts		12 - 18 mts		18 - 24 mts		24 - 30 mts		30 mts +		
	M	F	M	F	M	F	M	F	M	F	M	F	M	F	Total
Jan	5	0	9	9	435	798	65	88	246	273	13	18	4	47	2,010
Feb	4	58	13	41	1,058	2,122	421	282	927	706	104	60	7	130	5,933
Mar	416	1,526	65	147	1,170	1,934	569	535	1,124	942	236	224	8	73	8,969
Apr	886	3,358	90	363	1,072	701	779	733	858	550	582	400	20	49	10,441
May	634	2,549	103	417	883	462	911	903	329	266	389	361	7	50	8,264
Jun	463	2,088	87	407	456	306	932	913	170	230	259	516	18	82	6,927
Jul	4	0	18	22	169	328	639	695	82	92	157	231	3	42	2,482
Aug	3	1	67	256	363	1,001	1,647	1,124	432	177	310	250	8	37	5,676
Sep	0	2	119	1,024	938	3,309	2,378	1,366	1,289	563	245	173	15	53	11,474
Oct	1	2	225	800	1,919	4,188	2,297	1,015	1,818	967	171	119	9	63	13,594
Nov	5	2	245	794	1,390	7,790	1,753	814	1,992	1,087	87	44	13	115	16,131
Dec	2	4	223	181	858	2,276	1,034	204	2,853	634	176	18	1	38	8,502
Total	2,423	9,590	1,264	4,461	10,711	25,215	13,425	8,672	12,120	6,487	2,729	2,414	113	779	100,403

Age Profile of Live Exports 2004 for Dairy Cattle* by month and by gender

*FOR THE PURPOSE OF THIS TABLE DAIRY CATTLE ARE DEFINED AS THE PROGENY OF BULLS OF A DAIRY BREED

Age Profile of Live Exports 2004 for Dairy Cattle* by month and by gender

	0-6wks		6wks - 6mts		6 - 12 mts		12 - 18mts		18 - 24mts		24 - 30mts		30 mts +		
	M	F	M	F	M	F	M	F	M	F	M	F	M	F	Total
Jan	0	0	1	0	8	1	5	0	24	47	1	14	0	52	153
Feb	563	1	13	0	483	2	894	3	279	29	93	15	0	13	2,388
Mar	7,133	57	328	7	4	0	32	2	39	35	14	35	1	17	7,704
Apr	7,546	187	712	27	14	0	24	12	32	2	53	12	1	22	8,644
May	3,260	134	469	24	10	2	35	4	23	15	49	9	2	10	4,046
Jun	1,938	232	301	34	5	3	46	6	20	3	24	1	1	7	2,621
Jul	0	0	0	0	4	3	25	1	23	0	2	1	0	2	61
Aug	0	0	0	0	80	1	413	15	489	21	36	35	2	24	1,116
Sep	0	0	0	1	0	3	88	44	348	179	33	8	2	19	725
Oct	217	3	23	0	2	0	78	25	481	81	28	43	2	10	993
Nov	1,154	10	70	4	81	7	653	3	831	12	72	19	1	48	2,965
Dec	261	0	12	0	318	3	982	3	1,273	41	105	11	1	37	3,047
Total	22,072	624	1,929	97	1,009	25	3,275	118	3,862	465	510	203	13	261	34,463

SECTION 6

Destination of Live Exports

	Male	Female	Total
N Ireland	33,345	13,849	47,194
Netherlands	21,828	10,029	31,857
Spain	2,627	18,570	21,197
Italy	4,975	14,787	19,762
Belgium	901	547	1,448
GB	88	1,165	1,253
France	213	127	340
Greece	54	0	54
Germany	6	0	6
Total EU	64,037	59,074	123,111
Lebanon	11,418	0	11,418
Kosovo	0	269	269
Albania	0	68	68
Total Non EU	11,418	337	11,755
Total	75,455	59,411	134,866

Age Profile of Live Exports 2004 by Breed

	0-6 wks	6wks-6mts	6-12 mts	12-18 mts	18-24 mts	24-30 mts	30 mts +	Total
FR	22,355	1,982	1,010	3,266	4,065	622	222	33,522
HE	1,986	209	256	457	589	169	58	3,724
CH	528	2,637	18,837	10,343	8,796	2,044	204	43,389
LM	1,043	1,108	9,805	6,284	4,876	1,557	199	24,872
SI	443	163	1,113	1,019	1,128	305	63	4,234
AA	2,604	408	515	834	946	351	96	5,754
BB	5,140	1,108	4,861	2,711	1,939	648	222	16,629
Other*	610	136	563	576	595	160	102	2,742
Total	34,709	7,751	36,960	25,490	22,934	5,856	1,166	134,866

FR: Friesian HE: Hereford CH: Charolais LM: Limousin
SI: Simmental AA: Aberdeen Angus BB: Belgian Blue
*For full list of breeds see apendix

SECTION 6

Destination of Live Exports by Breed

	FR	HE	CH	LM	SI	AA	BB	Other*	Total
N Ireland	1,762	936	23,505	12,151	2,275	1,814	3,747	1,004	47,194
Netherlands	20,036	2,058	437	1,041	406	2,748	4,507	624	31,857
Spain	2,599	140	10,503	4,995	673	225	1,696	366	21,197
Italy	732	24	7,372	5,122	251	90	5,966	205	19,762
Belgium	753	108	42	43	22	174	283	23	1,448
GB	213	5	99	482	143	162	61	88	1,253
France	216	0	29	16	1	2	76	0	340
Greece	0	0	11	5	0	0	38	0	54
Germany	6	0	0	0	0	0	0	0	6
Total EU	26,317	3,271	41,998	23,855	3,771	5,215	16,374	2,310	123,111
Lebanon	6,880	452	1,391	1,016	463	539	254	423	11,418
Kosovo	261	1	0	1	0	0	0	6	269
Albania	64	0	0	0	0	0	1	3	68
Total Non-EU	7,205	453	1,391	1,017	463	539	255	432	11,755
Total	33,522	3,724	43,389	24,872	4,234	5,754	16,629	2,742	134,866

FR: Friesian HE: Hereford CH: Charolais LM: Limousin
SI: Simmental AA: Aberdeen Angus BB: Belgian Blue

Destination of Live Exports by Age

	0-6 wks	6wks-6mts	6-12 mts	12-18 mts	18-24 mts	24-30 mts	30 mts +	Total
N Ireland	62	1,112	10,042	14,413	15,923	4,767	875	47,194
Netherlands	28,890	2,620	57	74	42	48	126	31,857
Spain	2,864	2,951	14,548	790	41	1	2	21,197
Italy	1,482	946	11,034	5,029	1,158	75	38	19,762
Belgium	1,148	106	38	40	46	34	36	1,448
GB	0	0	9	222	653	340	29	1,253
France	263	12	6	37	22	0	0	340
Greece	0	0	43	11	0	0	0	54
Germany	0	4	2	0	0	0	0	6
Total EU	34,709	7,751	35,779	20,616	17,885	5,265	1,106	123,111
Lebanon	0	0	1,181	4,856	4,870	504	7	11,418
Kosovo	0	0	0	15	129	72	53	269
Albania	0	0	0	3	50	15	0	68
Total Non-EU	0	0	1,181	4,874	5,049	591	60	11,755
Total	34,709	7,751	36,960	25,490	22,934	5,856	1,166	134,866

*For full list of breeds see appendix

CMMS 2004

Chapter 4
National Herd Data

THE DEPARTMENT OF
AGRICULTURE & FOOD
AN ROINN TALMHAIOCHTA AGUS BIA

SECTION 1

Age Profile of Live Herd at 31/12/2004 by Gender

	0-6 mts	6-12 mts	12-24 mts	24-30 mts	30 mts +	Total
Male	145,476	875,544	873,141	72,876	218,503	2,185,540
Female	159,276	812,981	760,764	88,911	2,494,316	4,316,248
Total	304,752	1,688,525	1,633,905	161,787	2,712,819	6,501,788

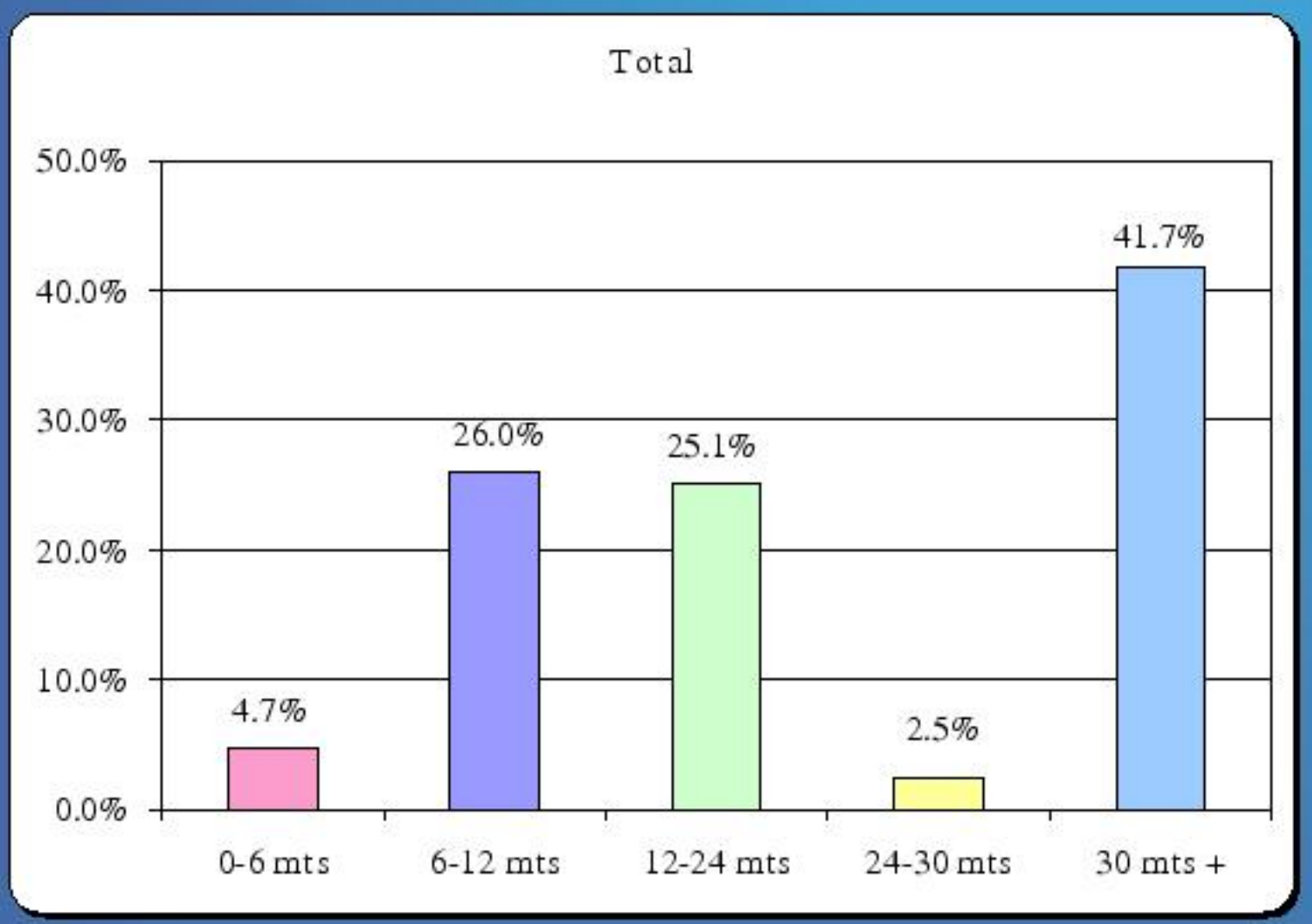

SECTION 1

Age Profile of Live Herd at 31/12/2004 by Gender

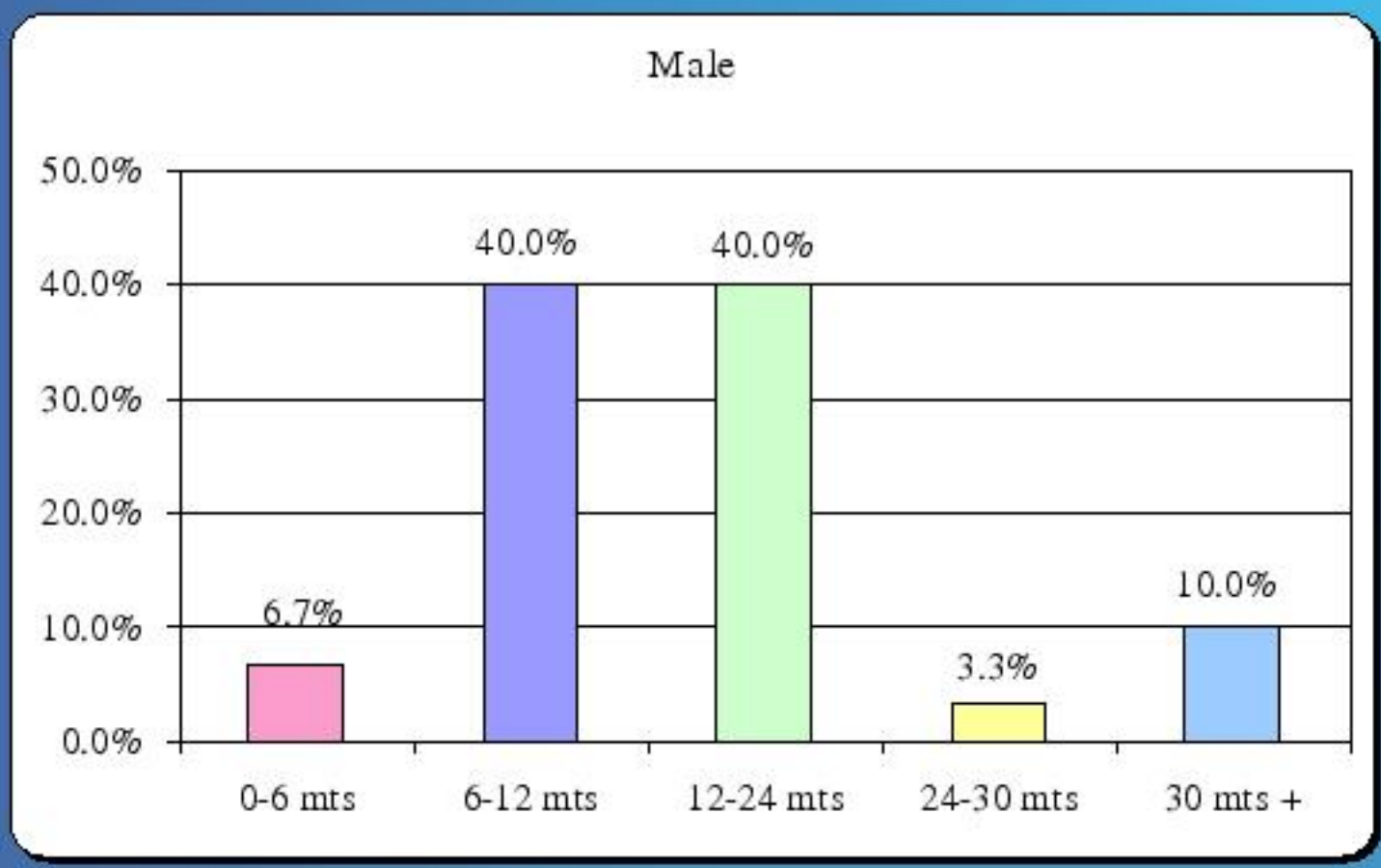

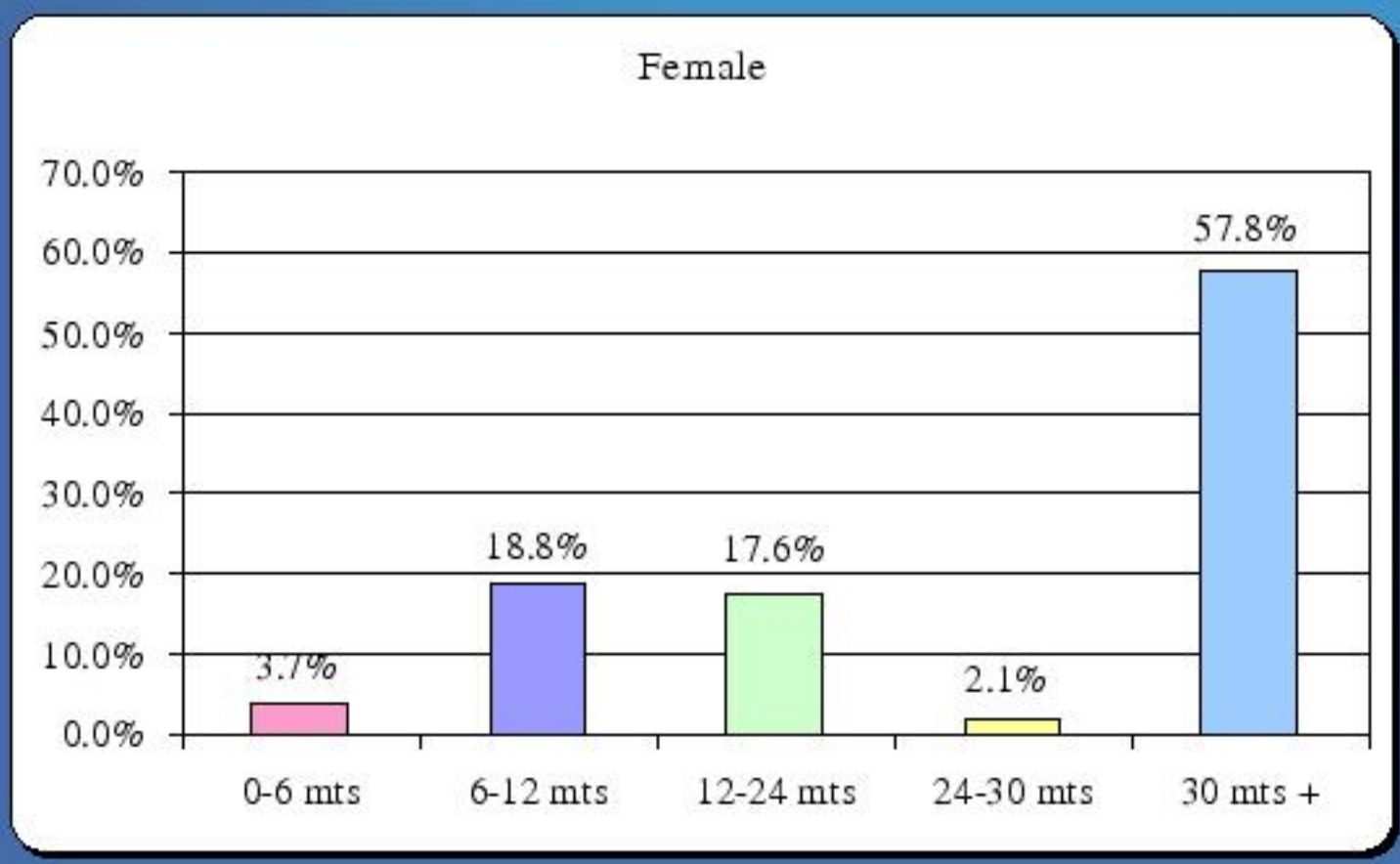

SECTION 2

Age Profile of Live Herd at 31/12/2004 by County

	0-6 mts	6-12 mts	12-24 mts	24-30 mts	30 mts +	Total	% of Total
Carlow	5,938	22,957	27,184	3,564	35,166	94,809	1.46
Cavan	11,469	58,981	49,792	5,469	103,802	229,513	3.53
Clare	12,444	76,940	56,129	4,454	132,218	282,185	4.34
Cork	36,470	257,940	244,899	19,117	408,988	967,414	14.88
Donegal	9,224	49,009	46,702	4,107	77,635	186,677	2.87
Dublin	1,993	4,177	6,903	1,415	10,458	24,946	0.38
Galway	21,551	109,373	99,743	9,474	173,733	413,874	6.37
Kerry	12,985	84,474	66,740	4,380	165,910	334,489	5.14
Kildare	7,208	25,013	37,268	6,824	48,578	124,891	1.92
Kilkenny	12,794	85,590	88,630	8,102	112,373	307,489	4.73
Laois	12,195	58,149	66,266	6,946	82,145	225,701	3.47
Leitrim	5,433	18,854	12,093	1,532	46,011	83,923	1.29
Limerick	12,191	102,384	91,581	6,119	171,607	383,882	5.90
Longford	5,958	30,755	28,807	3,156	48,559	117,235	1.80
Louth	6,026	15,682	23,687	4,577	32,371	82,343	1.27
Mayo	13,584	71,609	56,189	5,148	126,987	273,517	4.21
Meath	17,992	60,508	79,125	13,608	109,391	280,624	4.32
Monaghan	9,683	54,233	53,562	5,467	84,774	207,719	3.19
Offaly	11,062	57,973	66,620	6,438	71,949	214,042	3.29
Roscommon	9,846	51,538	48,808	4,610	81,878	196,680	3.03
Sligo	6,236	29,118	22,043	2,243	55,772	115,412	1.78
Tipperary	18,843	168,565	162,045	10,009	214,073	573,535	8.82
Waterford	10,101	62,226	57,418	4,859	90,851	225,455	3.47
Westmeath	10,046	49,619	54,081	6,396	75,518	195,660	3.01
Wexford	13,148	59,048	62,422	8,045	100,138	242,801	3.73
Wicklow	10,332	23,810	25,168	5,728	51,934	116,972	1.80
Total	304,752	1,688,525	1,633,905	161,787	2,712,819	6,501,788	

SECTION 3

Age Profile of Live Herd at 31/12/2004 by Breed

	0 to 6 mts	6 to 12 mts	12 to 24 mts	24 to 30 mts	30 mts +	Total
FR	66,628	416,391	454,649	52,071	1,167,385	2,157,124
CH	82,421	417,718	369,261	34,398	367,474	1,271,272
LM	67,046	301,146	285,736	29,990	332,864	1,016,782
HE	19,704	149,972	137,269	9,990	215,616	532,551
AA	24,331	165,483	141,743	10,507	177,275	519,339
SI	18,429	99,758	102,743	10,575	220,692	452,197
Other*	10,632	64,280	62,515	5,772	138,215	281,414
BB	15,561	73,777	79,989	8,484	93,298	271,109
Total	304,752	1,688,525	1,633,905	161,787	2,712,819	6,501,788

FR: Friesian HE: Hereford CH: Charolais LM: Limousin
SI: Simmental AA: Aberdeen Angus BB: Belgian Blue
*For full list of breeds see apendix

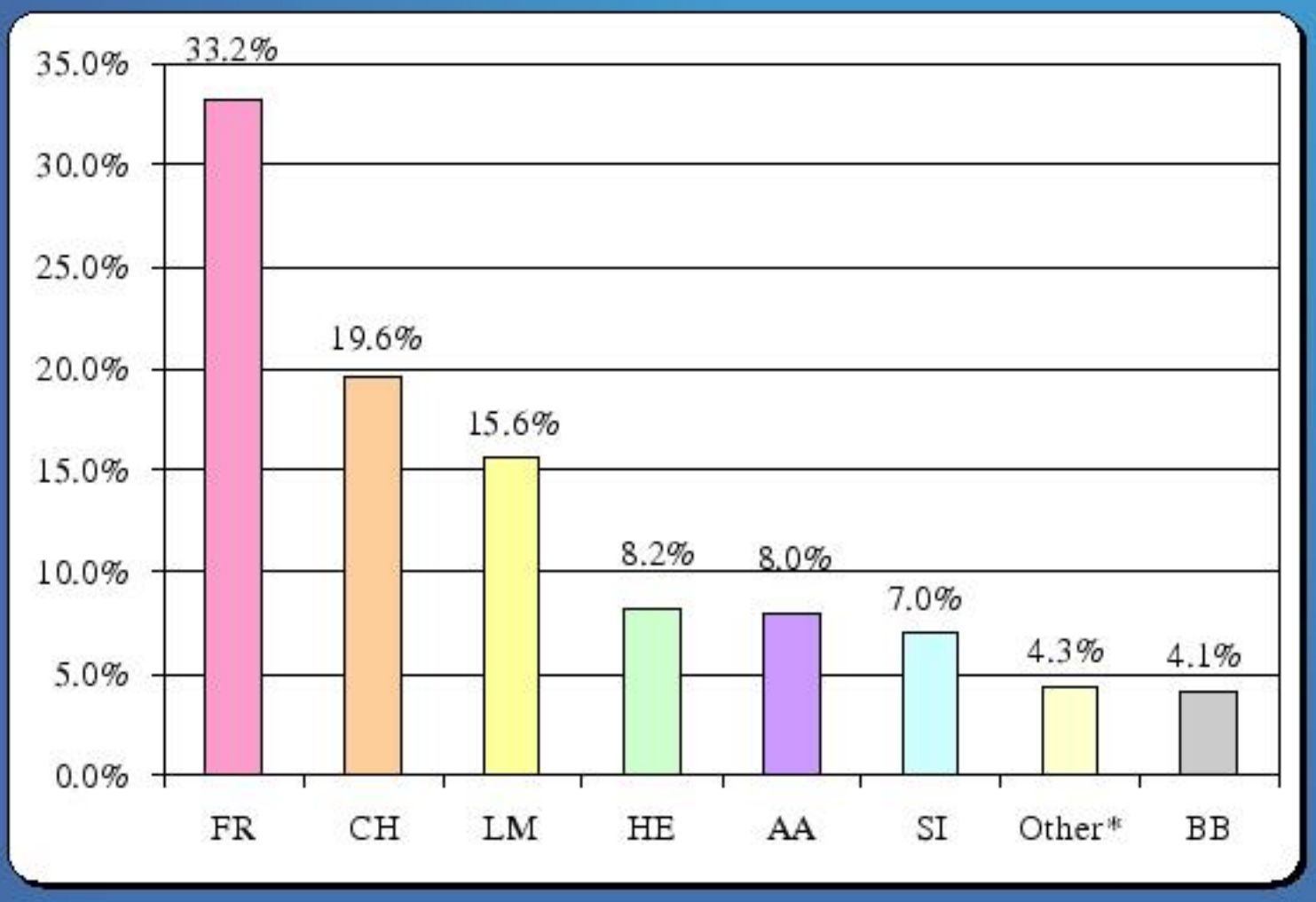

SECTION 4

Profile of Live Herd at 31/12/2004 by County and by Breed Code

	FR	HE	CH	LM	SI	AA	BB	Other*	Total
Carlow	23,134	6,826	21,045	20,084	7,709	5,131	6,345	4,535	94,809
Cavan	67,919	12,368	58,429	43,826	10,743	14,022	13,497	8,709	229,513
Clare	55,197	30,258	62,389	79,547	13,776	11,473	13,689	15,856	282,185
Cork	522,719	92,324	74,272	66,675	61,047	91,860	22,417	36,100	967,414
Donegal	30,086	3,756	75,185	26,501	16,526	16,109	8,359	10,155	186,677
Dublin	6,382	1,716	6,404	3,616	1,818	1,642	1,827	1,541	24,946
Galway	56,531	43,762	106,000	116,125	29,899	28,948	17,901	14,708	413,874
Kerry	166,116	32,552	42,801	29,781	16,457	21,937	8,832	16,013	334,489
Kildare	29,733	9,065	35,270	20,952	10,776	6,626	6,718	5,751	124,891
Kilkenny	116,013	27,122	53,177	44,714	29,926	18,733	8,010	9,794	307,489
Laois	65,232	16,825	51,706	38,202	21,950	12,580	10,893	8,313	225,701
Leitrim	4,369	3,527	33,022	18,992	4,589	8,900	4,247	6,277	83,923
Limerick	189,449	47,751	33,536	35,495	15,612	32,880	11,920	17,239	383,882
Longford	16,045	7,182	42,317	24,082	5,255	10,605	7,203	4,546	117,235
Louth	25,619	2,451	18,570	11,338	7,843	4,637	5,158	6,727	82,343
Mayo	39,741	9,920	72,225	59,540	19,912	45,436	13,395	13,348	273,517
Meath	93,657	16,899	63,197	42,904	15,847	19,374	17,900	10,846	280,624
Monaghan	68,407	9,009	50,199	30,037	20,264	11,160	10,106	8,537	207,719
Offaly	46,131	22,461	50,813	39,020	20,341	15,691	10,766	8,819	214,042
Roscommon	11,703	8,293	72,206	45,224	16,409	26,233	9,387	7,225	196,680
Sligo	16,275	2,521	30,071	22,580	9,747	20,156	6,476	7,586	115,412
Tipperary	239,225	65,348	73,813	76,832	39,056	41,286	13,351	24,624	573,535
Waterford	101,589	24,220	24,558	19,978	19,276	19,771	4,682	11,381	225,455
Westmeath	34,378	17,560	56,401	36,149	10,950	18,914	11,899	9,409	195,660
Wexford	94,769	12,292	35,894	44,764	16,657	10,976	18,886	8,563	242,801
Wicklow	36,705	6,543	27,772	19,824	9,812	4,259	7,245	4,812	116,972
Total	2,157,124	532,551	1,271,272	1,016,782	452,197	519,339	271,109	281,414	6,501,788

FR: Friesian HE: Hereford CH: Charolais LM: Limousin
SI: Simmental AA: Aberdeen Angus BB: Belgian Blue
*For full list of breeds see apendix

SECTION 5

Profile of Herd Size at 31/12/2004

			Av Herd	Analysis of Herd Size				
	Cattle	Herds	Size	< 25	25 - 49	50 - 74	75 - 99	100 +
Carlow	94,809	1,436	66.0	465	306	209	140	316
Cavan	229,513	5,219	44.0	2,283	1,260	698	410	568
Clare	282,185	6,283	44.9	2,486	1,746	917	503	631
Cork	967,414	12,819	75.5	3,652	2,358	1,759	1,420	3,630
Donegal	186,677	6,042	30.9	3,963	1,040	427	228	384
Dublin	24,946	473	52.7	242	92	33	29	77
Galway	413,874	12,019	34.4	6,271	3,097	1,292	638	721
Kerry	334,489	7,190	46.5	3,273	1,526	924	548	919
Kildare	124,891	1,912	65.3	769	341	231	170	401
Kilkenny	307,489	3,322	92.6	677	556	436	394	1,259
Laois	225,701	3,002	75.2	865	583	447	299	808
Leitrim	83,923	3,490	24.0	2,349	746	236	70	89
Limerick	383,882	5,823	65.9	1,951	1,131	795	574	1,372
Longford	117,235	2,535	46.2	1,034	684	346	202	269
Louth	82,343	1,316	62.6	535	260	130	118	273
Mayo	273,517	10,286	26.6	6,472	2,399	812	305	298
Meath	280,624	3,890	72.1	1,390	766	467	321	946
Monaghan	207,719	4,361	47.6	1,742	1,075	611	399	534
Offaly	214,042	3,203	66.8	955	710	491	328	719
Roscommon	196,680	5,657	34.8	2,784	1,605	676	302	290
Sligo	115,412	3,893	29.6	2,328	907	336	152	170
Tipperary	573,535	7,054	81.3	1,783	1,249	1,017	834	2,171
Waterford	225,455	2,397	94.1	616	336	309	234	902
Westmeath	195,660	3,089	63.3	1,027	706	426	298	632
Wexford	242,801	3,463	70.1	1,082	638	474	384	885
Wicklow	116,972	1,747	67.0	618	362	227	155	385
Total	6,501,788	121,921	53.3	51,612	26,479	14,726	9,455	19,649

SECTION 5

Bovine Population 2004*

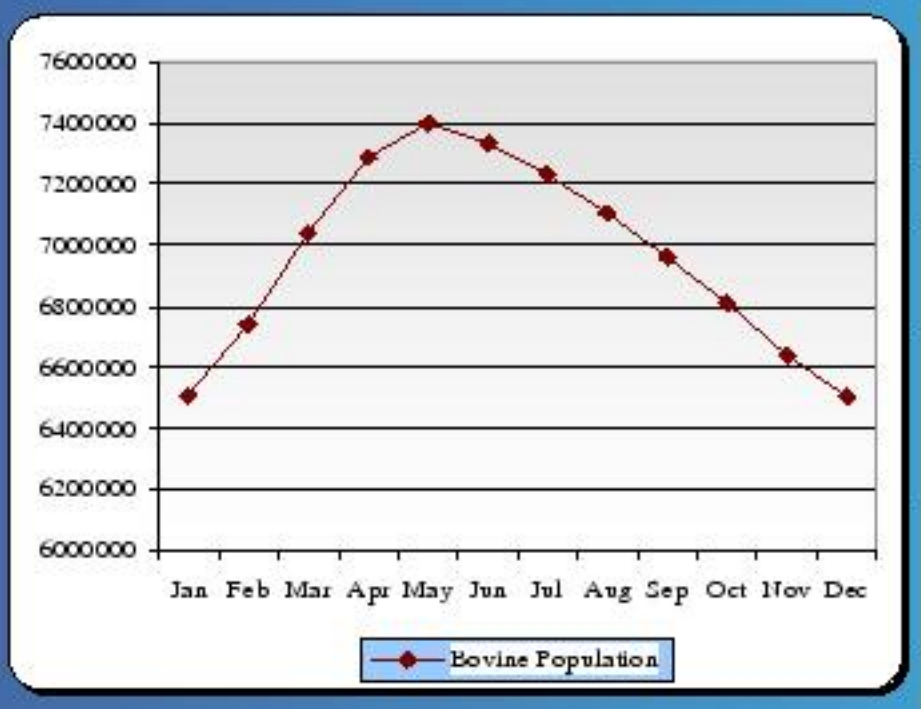

Bovine Population		Change
Start Jan	6,502,322	
End Jan	6,506,318	3,996
End Feb	6,738,131	231,813
End Mar	7,038,044	299,913
End April	7,287,812	249,768
End May	7,400,453	112,641
End Jun	7,332,251	-68,202
End Jul	7,233,667	-98,584
End Aug	7,105,074	-128,593
End Sep	6,962,217	-142,857
End Oct	6,810,724	-151,493
End Nov	6,639,142	-171,582
End Dec	6,501,788	-137,354

*There is a difference of some 87,000 head between the end-year live animal population figure in the 2003 Report and the start 2004 figure in this Report. The difference arises from an exercise undertaken during 2004 which resulted in the previous identity of retagged animals being removed from the live animal database.

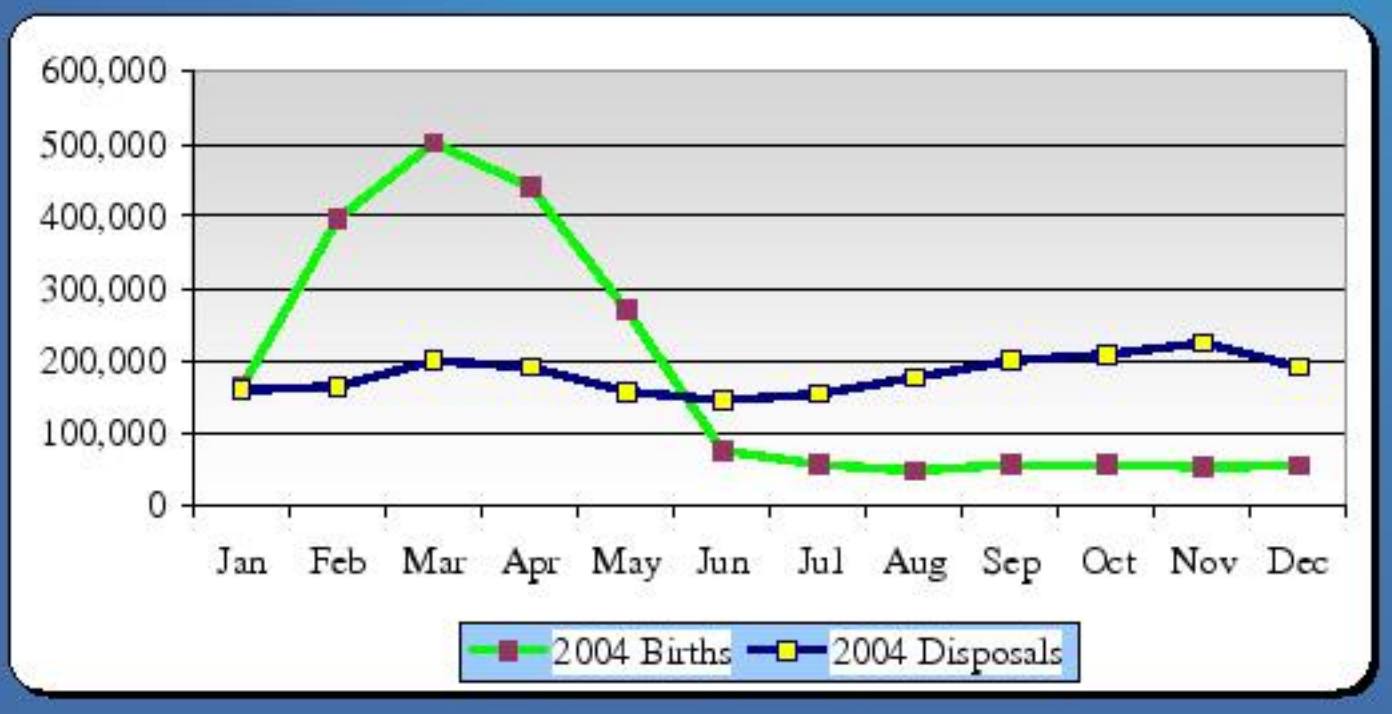

Chapter 5
Suppliers of CMMS Data 2004

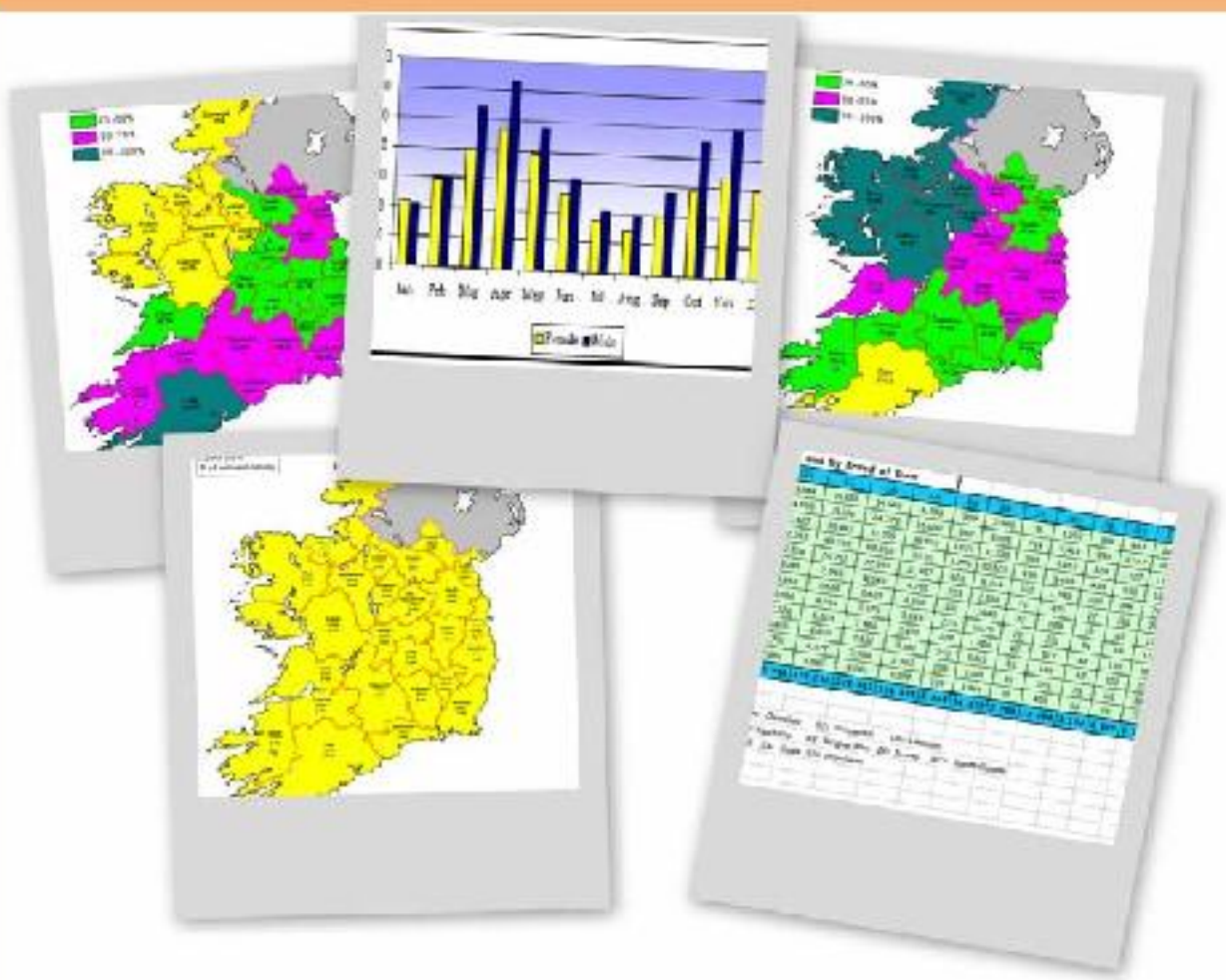

CMMS 2004

THE DEPARTMENT OF
AGRICULTURE & FOOD
AN ROINN TALMHAIOCHTA AGUS BIA

Livestock Marts

Abbeyfeale Mart
Ardee Mart
Athenry mart
Balla Mart
Ballina Mart
Ballinakill Mart
Ballinrobe Mart
Ballinasloe Mart
Ballybay Mart
Ballybofey Mart
Ballyjamesduff Mart
Ballymahon Mart
Ballymote Mart
Ballyshannon Mart
Baltinglass Mart
Bandon Mart
Birr Mart
Blessington Mart
Cahercirveen Mart
Cahir Mart
Carlow Mart
Carnaross Mart
Carnew Mart
Carrick-on-Shannon Mart
Carrick-on-Suir Mart
Carrigallen Mart
Cashel Mart
Castleblaney Mart
Castleisland Mart
Castlerea Mart
Cavan Mart
Clifden Mart
Clones Mart
Delvin Mart
Dingle Mart
Donegal Mart
Dowra Mart
Dromcollogher Mart
Drumshanbo Mart
Dungarvan Mart
Ballenderry Mart
Elphin Mart
Ennis Mart
Enniscorthy Mart
Ennistymon Mart
Fermoy Mart
Fethard Mart
Gort Mart
Gortatlea Mart
Granard Mart
Headford Mart
Inishowen Mart
Kanturk Mart
Kenmare Mart
Kilcullen Mart
Kilfenora Mart
Kilkenny Mart
Kilmallock Mart
Kilrush Mart
Kingscourt Mart
Listowel Mart
Loughrea Mart
Maam Cross Mart
Macroom Mart
Manorhamilton Mart
Milford Mart
Milltown Mart
Moate Mart
Mohill Mart
Mountrath Mart
Naas Mart
Nenagh Mart
New Ross Mart
Newport Mart
Portumna Mart
Raphoe Mart
Rathkeale Mart
Roscommon Mart
Roscrea Mart
Scariff Mart
Sixmilebridge Mart
Skibbereen Mart
Swinford Mart
Templemore Mart
Thurles Mart
Tipperary Mart
Tralee Mart
Tuam Mart
Tullamore Mart
Tullow Mart
Waterford Mart
Westport Mart

LOCAL AUTHORITY ABBATOIRS 2004

Clonmore Meats Ltd, Carlow
Charles Meyler, Carlow
Laurence J. Murphy, Carlow
Thomas Fox, Carlow
Robert Richardson, Cavan
Fergal Harford, Cavan
Donoghues Foodfare Ltd, Cavan
Raymond Argue, Cavan
James Anderson, Cavan
Leonard Lynch, Cavan
Thomas Gaynor & Sons, Cavan
John E Sheanon, Cavan
Mark Lawlor, Cavan
James Smith, Cavan
Kevin Francis Heery, Cavan
Raymond Johnston, Cavan
John Donnelly, Cavan
John J. Lennon, Cavan
John Kelly, Clare
Edward Joyce, Clare
Denis Corcoran, Clare
Sean G. Haugh, Clare
Brendan Keane, Clare
Kevin Ryan, Clare
Martin Haugh, Clare
Joseph Kelly, Clare
Michael J. O' Neill, Cork
Tim Murphy, Cork
Daniel Lordan, Cork
Edmond Clifford, Cork
Hugh & Noel Duane, Cork
Bernard Kelleher, Cork
Thomas Walsh, Cork
Kevin Day, Cork
Timothy D. Cronin, Cork
William O'Flynn & Sons, Cork
Liam O'Driscoll, Cork
Jerry Nolan, Cork
Dan Moloney, Cork
John Buckley, Cork
Cornelius Cronin, Cork
Eileen O' Keefe, Cork
Denis McCarthy, Cork
Eddie Fitzgerald, Cork
Michael Hehir, Cork
Michael O'Keeffe, Cork
James & Patrick J. Collins, Cork
Patrick Murphy, Cork
Michael Spillane, Cork
John McCarthy, Cork
William Anthony Jordan, Cork
Jerry McCarthy, Cork
Cornelius O'Sullivan, Cork
Patrick Mac Sweeney, Cork
Sean O' Sullivan, Cork
Malachy O'Sullivan, Cork
John Finn, Cork
William F. Murphy, Cork
Michael Bresnan, Cork
Patrick O'Donoghue, Cork
Criostoir O'Cualaoi, Cork
Patrick J. Collins, Cork
Patrick Hegarty, Cork
John McCarthy, Cork
Edward Hanley, Cork
John McCarthy, Cork.
Cathal McGlynn , Donegal
Mark Robinson, Donegal

LOCAL AUTHORITY ABBATOIRS 2004

John Walsh, Donegal
Patrick Patton, Donegal
Richard Walsh, Donegal
Charles Gallagher, Donegal
Patrick Mc Gettigan, Donegal
Joseph Doohan, Donegal
Michael Mc Gettigan, Donegal
Helen G. Byrne, Dublin
The National Food Centre, Dublin 15
Sean Farrell, Galway
Edna Hayes, Galway
Tom Conroy, Galway
Pat Fitzgerald, Galway
Eamonn Mc Geough, Galway
Justin Flannery, Galway
Burkes Meats Ltd, Galway
John Joe Brady, Galway
Thomas Lydon, Galway
Hugh O'Donnell, Galway
Eugene McEntee, Galway
Patrick Tierney, Galway
Patrick O'Connor, Kerry
John Burke, Kerry
John F. Ashe, Kerry
Tim Sheahan, Kerry
Richard G. Behan, Kerry
Peter O'Sullivan, Kerry
Eddie. Griffin, Kerry
Christopher M. Houlihan, Kerry
Benny McDonnell, Kerry
Michael O' Shea, Kerry
James J. Walsh, Kerry
William O'Leary, Kerry
Jerry Houlihan, Kerry
Roger J. O'Sullivan, Kerry
Timothy C. Hennessy, Kerry
John O'Connell, Kerry
William C. Burke, Kerry
Thomas M. Kelly, Kerry
Stephen J. Cahillane, Kerry
James Curran, Kerry
Patrick J. Burns, Kerry
Pascal Greaney, Kildare
Leo Nolan, Kildare
Andrew J. Nolan, Kildare
James & Niall O'Gorman, Kildare
Jim O'Dwyer, Kilkenny
Seamus Byrne, Kilkenny
Michael Mullins, Kilkenny
June Prendergast, Kilkenny
James Farrell & Sons, Kilkenny
Neil Tynan, Kilkenny
Gerry O'Brien, Kilkenny
Patrick Kenna, Kilkenny
Michael Keegan, Laois
P. J. Delaney, Laois
Kevin Bracken, Laois
Andrew Shiel, Laois
Pius Hennessy, Laois
John Cahill, Laois
John Murphy, Laois
Mulhall Meats Ltd, Laois
Dermot J. Morris, Laois
Michael Tynan, Laois
Michael Dowling, Laois
Mary Ellen & Hugh Logan, Leitrim
Al Connolly, Leitrim
Sean McMorrow, Leitrim

LOCAL AUTHORITY ABBATOIRS 2004

John O'Malley, Leitrim
Tony McKieman, Leitrim
Sean Rooney, Leitrim
Damien Thornton, Leitrim
Thomas McHugh, Leitrim
Douglas G. Boyd, Leitrim
Thomas Fitzgibbon, Limerick
Thomas & Gerard Griffin, Limerick
Patrick Creamer, Limerick
Nicholas P. Cooke, Limerick
Sean Fitzgerald , Limerick
John Bourke, Limerick
Denis Greaney, Limerick
Tadgh O'Keeffe, Limerick
Michael O'Rourke, Limerick
Noel Hedigan, Limerick
Costello's Butchers, Limerick
Denis O'Sullivan, Limerick
Edmund O'Connor, Limerick
Gerard O' Shea, Limerick
John Campbell, Longford
John Casey, Longford
Joan & Michael Gannon, Longford
Ronald Rawle, Longford
Kevin Commins, Louth
Desmond Savage, Louth
Seamus Hawkshaw, Mayo
Declan Padden, Mayo
John Moore, Mayo
Martin Calvey, Mayo
Edward Phillips, Mayo
Patrick Smith, Mayo
Gerard & Val McGreal, Mayo
Thomas P. Byrne, Mayo
Michael Durkan, Mayo
Anthony Carolan, Mayo
Anthony Mulligan, Mayo
Vincent Mahon, Mayo
Joseph Fadian, Mayo
Martin Maloney, Mayo
Philip Gibbons, Mayo
Anthony Heffeman, Mayo
James Duffy, Mayo
William Jennings, Mayo
Paddy Reilly, Mayo
Sean F. Kelly, Mayo
James Molloy, Mayo.
Philip Kieman, Meath
James P. Gibney, Meath
William Donnelly & Sons Ltd, Meath
Michael & Niall Brogan, Meath
Michael Coogan, Meath
Declan O'Neill, Meath
Patrick Macken, Meath
Sean Mc Dermott, Meath.
Gerard & Martin Quinn, Monaghan
William Nicholl, Monaghan
James Short, Monaghan
John McGuinness, Monaghan
Hugh & Patrick J. Maguire, Monaghan
Eugene Larmer, Monaghan
Dominick Feely, Offaly
William Browne, Offaly
Michael Healy, Offaly
Paul Boyd, Offaly
Damian Lynch, Offaly
Joseph Flaherty, Roscommon
Cyril McHugh, Roscommon
Joseph Regan, Roscommon
Thomas Hynes, Roscommon

LOCAL AUTHORITY ABBATOIRS 2004

John Webb, Roscommon
Oliver McCabe, Roscommon
Stanley Taylor, Roscommon
Ignatius Gannon, Roscommon
Paddy Diffley, Roscommon
Benedict Morris, Roscommon
Padraig Gilligan, Roscommon
Derek Sherlock, Sligo
Patrick G. Burns, Sligo
Noel Wynne, Sligo
Michael & Maurice Whelan, Tipperary
John O'Dwyer, Tipperary
James O'Malley, Tipperary
Pat Whelan, Tipperary
Patrick Joseph Moloney, Tipperary
Dominic Ryan, Tipperary
Andrew English, Tipperary
John Hogan, Tipperary
Michael Buckley, Tipperary
William Gahan, Tipperary
Rockwell College Farm, Tipperary
Mary Crowe, Tipperary
William & Denis O'Callaghan, Tipperary
Liam Treacy, Tipperary
Robert Colm Lewis, Tipperary
Charles Williams, Tipperary
Edward Lacey, Tipperary
Jim Farrelly, Tipperary
Thomas Myles, Tipperary
Paschal Clohosey, Tipperary
William G. Fitzgibbon, Tipperary
Joseph Hammersly, Tipperary
Tom O'Donnell, Tipperary
Patrick Walsh, Tipperary
Kevin Dalton, Tipperary
Paschal Coffey, Tipperary
Martin O'Dwyer, Tipperary.
Anthony Dunphy, Waterford
Donal O'Reilly, Waterford
Thomas Phelan, Waterford
Michael McGrath, Waterford
Robert Flynn, Waterford
John Gillivan, Westmeath
Peter McGuinness, Westmeath
James Mortimer, Westmeath
Camilius Cleary, Westmeath
Ray Mulligan, Westmeath
Michael Horan, Westmeath
Anthony Gavagan, Westmeath
Kevin Duncan, Westmeath
Eugene McCormack, Westmeath
Peter Gillivan, Westmeath
Joe Tynan, Westmeath
Cannon & Cole, Westmeath
Bernard A. Troy, Westmeath
John Horan, Westmeath
Sean Dunning, Westmeath
Declan Lenihan, Westmeath
Hugh Murray, Westmeath
Laurence Murphy, Wexford
Richard Doyle, Wexford
Hugh Corrigan, Wexford
Gerard W. Comerford, Wexford
Christopher Byrne, Wexford
Matt Finn, Wicklow
Barry King, Wicklow
Myles Doyle, Wicklow
Patrick Murphy, Wicklow
Wicklow Abattoir Ltd, Wicklow
Anthony & Padraig Farrelly, Wicklow

APPROVED EXPORT POINTS 2004

Tullow Mart, Carlow
Ballyjamesduff Mart, Cavan
Dowra Mart, Cavan
Ennis Mart, Clare
Murphy-Hunter, Cork
Mitchelstown Mart, Cork
Tivoli, Cork
Raphoe Mart, Donegal
Ballyshannon Mart, Donegal
Milford Mart, Donegal
Lenihans, Dublin
Gort Mart, Galway
Drumshanbo Mart, Leitrim
Manorhamilton Mart, Leitrim
Mohill Mart, Leitrim
Carrigallen Mart, Leitrim
Carrick-on-Shannon Mart, Leitrim
Casey's, Limerick
Ballymahon Mart, Longford
Granard Mart, Longford
Laragh Livestock, Louth
Ballina Mart, Mayo
O'Connell's Lairage, Meath
Carnaross Mart, Meath
Ballybay Mart, Monaghan
Elphin Mart, Roscommon
Castlerea Mart, Roscommon
Roscommon Mart, Roscommon
Ballymote Mart, Sligo
Purcells, Waterford
TLT, Westmeath
Enniscorthy Mart, Wexford

LICENSED KNACKERIES 2004

Ned Deane, Carlow
Laurence Buggy Carlow
Colm Mulvaney, Cavan
Kevin Mulvaney, Cavan
James Lambe, Cavan
Vincent Coffey, Clare
Carbery Hunt Kennels, Cork
William Fitzgerald, Cork
The Trustees, Duhallow Hunt, Cork
Cornelius Duggan, Cork
Bartlemy Road Disposal Service Ltd, Cork.
James Barrett Jnr., Cork
Noel Mullins, Dublin
John Green, Galway
Frank Madden, Galway
Kildare Hunt Club, Kildare
Bernard Fox, Kilkenny
Thomas Lawless, Co Laois
Peter Ward, Limerick
John McGuinness, Longford
IKS Disposals, Louth
Ballymacad Stud, Meath
Meath Hunt Club, Meath
John O'Rourke, Meath
Ward Union Hunt, Meath
John Costelloe, Offaly
Thomas Rogers, Roscommon
Tipperary Foxhounds, Tipperary
Beechfield Products Ltd, Tipperary
Michael Duggan, Tipperary
Patrick Gahan, Tipperary
Richard Keane, Tipperary
Golden Vale (Farmers) Hunt, Tipperary
Golden Vale Hunt Kennels, Tipperary
Michael Flanagan, Tipperary
Patrick Morrissey, Tipperary
Brian Hannigan, Waterford
K Guinness, Westmeath
Larry Earle, Wexford

EXPORT APPROVED MEAT PLANTS

AIBP, Bandon, Cork
AIBP, Cahir, Tipperary
AIBP, Clones, Monaghan
AIBP, Nenagh, Tipperary
AIBP, Waterford
AIBP, Rathkeale, Limerick
Ashbourne Meats, Tipperary
B & F Meats, Kilkenny
Ballaghaderreen Bacon Factory
Ballon Meats, Carlow
Bergin Meats, Kilkenny
Bergins, Broadford, Kildare
Booth & Sons, Meath
Clonmel Chilling, Tipperary
D.N.D. Meats, Cork
Dawn Ballyhaunis, Mayo
Dawn Ballaghaderreen, Roscommon
Dawn Meats, Waterford
Dawn Meats, Cork
Donegal Meats, Donegal
Dunleavy Meats, Mayo
Eurofarm Foods, Meath
Exel Meats, Westmeath
Galtee Meats, Cork
Glynns, Patrickswell, Limerick
Honeyclover, Kilkenny
Kepak, Athleague, Roscommon
Kepak, Bandon, Cork
Kepak, Clonee, Meath
Kildare Chilling, Kildare
Liffey Meats, Cavan
Martin Jennings, Mayo
McCarthy Meats, Kildare
Meadow Meats, Laois
O'Connor Meats, Roscommon
Sean Duffy Ltd, Galway
Slaney Meats, Wexford
Tara Farm Foods, Cavan

APPENDIX

OFFICIAL LIST OF BREED CODES		OFFICIAL LIST OF BREED CODES	
ANGLER	AN	JERSEY	JE
ANGUS	AA	KERRY	KE
AUBRAC	AU	LIMOUSIN	LM
AYRSHIRE	AY	MAINE ANJOU	MA
BELGIAN BLUE	BB	MONTBELLIARDE	MO
BISON	BI	MRI/MRY	MY
BLONDE D'AQUITANE	BA	MURRAY GREY	GS
BROWN SWISS	BS	NORMANDE	NO
CHAROLAIS	CH	NORWEGIAN RED	NR
CHIANINA	CI	PARTHENAISE	PT
DANISH RED	RD	PIEDONTESE	PI
DEXTER	DX	ROMAGNOLA	RM
DROIMEANN	IM	ROTBUNTE	RB
GALLOWAY	GA	SALERS	SA
GUERNSEY	GU	SHORTHORN	SH
HEREFORD	HE	SIMMENTAL	SI
HIGHLAND	HI	SOUTH DEVON	SD
HOLSTEIN/FRIESIAN	FR	SWEDISH RED	SR
IRISH MAOL	IM	WAGYU	WA