IEMAG Briefing

9 September 2020

Coronavirus
COVID-19
Public Health
Advice

Rialtas na hÉireann
Government of Ireland

Cases, numbers in hospital and intensive care

Case numbers rose sharply five weeks ago and continue to increase. Hospitalisations are low but have increased considerably over the last four weeks. The number of people in ICU and the number of deaths remains very low

Coronavirus **COVID-19** Public Health Advice

	16 Apr	29 Jul	5 Aug	12 Aug	19 Aug	26 Aug	2 Sept	9 Sept
Cases confirmed per day	559	20	47	75	113	124	109	172
14-day cumulative incidence *per 100,000 population*	139	5.8	10.4	19.2	26.9	33.2	34.1	38.0
Hospital in-patients	865	10	12	13	18	24	35	49
Hospital admissions per day	*54*	*1*	*2*	*1*	*3*	*3*	*4*	3
ICU confirmed cases	144	5	5	6	7	6	6	6
ICU admissions per day	*8*	*< 1*	*< 1*	*< 1*	*< 1*	*< 1*	*< 1*	*0*
Deaths confirmed per day	33	< 1	< 1	1	< 1	< 1	0	< 1

Data are 5-day averages (the indicated day and the preceding 4 days, rounded to the nearest whole number) with the exception of 14 day cumulative incidence, which is the total number of cases in the preceding 14 days per 100,000 population. There have been no admissions to ICU in the last 5 days. The average number of deaths confirmed per day is 0.8, that is, 4 deaths in 5 days

Rialtas na hÉireann
Government of Ireland

Testing

The numbers of tests remains high, the positivity rate low, but not as low as it was in June and July

Coronavirus
COVID-19
Public Health
Advice

5-day average	15 April	28 Jul	4 Aug	11 Aug	18 Aug	25 Aug	1 Sept	7 Sept
Tests done per day	5021	6483	3046	4523	7312	5939	7426	9732
% tests positive	18.8%	0.49%	1.5%	1.7%	1.4%	2.0%	1.4%	1.9%

Data are 5-day averages (the indicated day and the preceding 4 days)

Rialtas na hÉireann
Government of Ireland

Confirmed cases each day

Daily and weekly count and 5-day rolling average – daily average confirmed cases had been stable at 20 per day up to 29 July
Case counts have been increasing; the daily average is now 173

Coronavirus **COVID-19** Public Health Advice

Cases confirmed each week	412	232	109	95	61	93	124	140	119	285	542	546	711	799	917

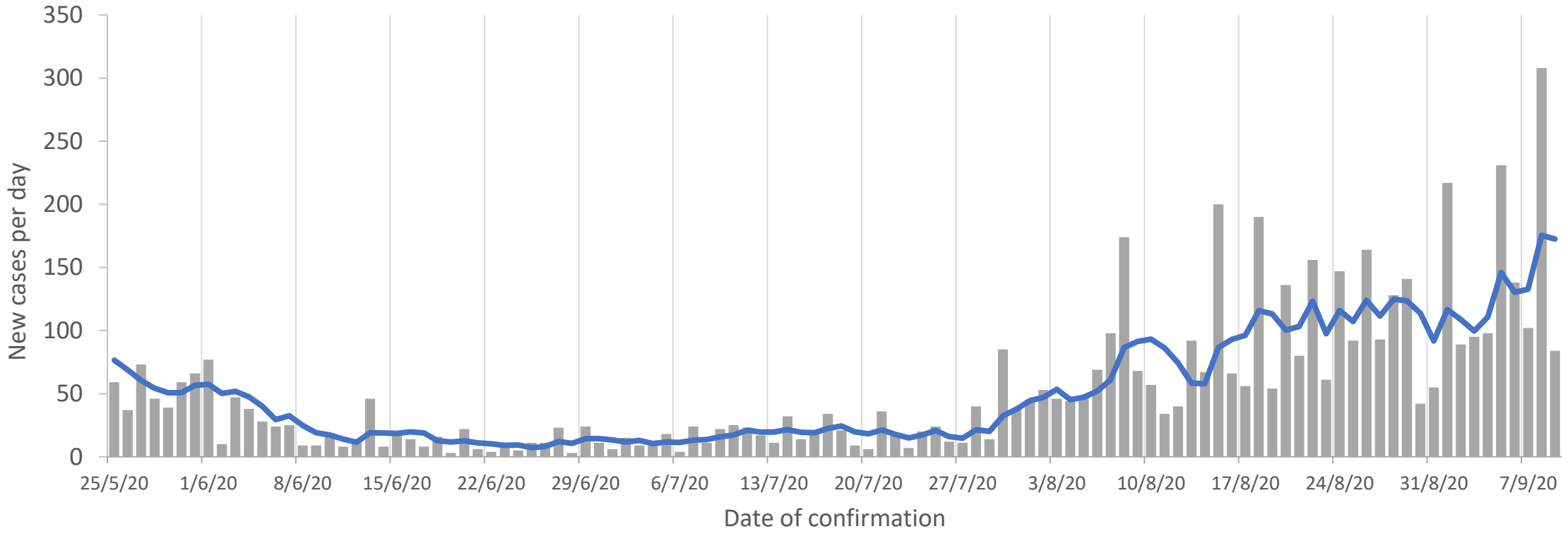

Daily count (bars) 5-day average (line) and weekly case counts of the number of laboratory confirmed new cases by date on which they were confirmed by HPSC. Case counts may change due to denotification of cases. Sporadic cases are those not associated with an outbreak, nor identified as close contacts of a confirmed case, nor acquired in a healthcare setting. A number of recent cases classified as sporadic will, on further investigation and data validation, be linked to outbreaks

Rialtas na hÉireann
Government of Ireland

Cases by mode of transmission

The majority of recent cases are close contacts of confirmed cases, mostly in outbreaks. The level of community transmission is stable at 20-25% of all cases.

Coronavirus **COVID-19** Public Health Advice

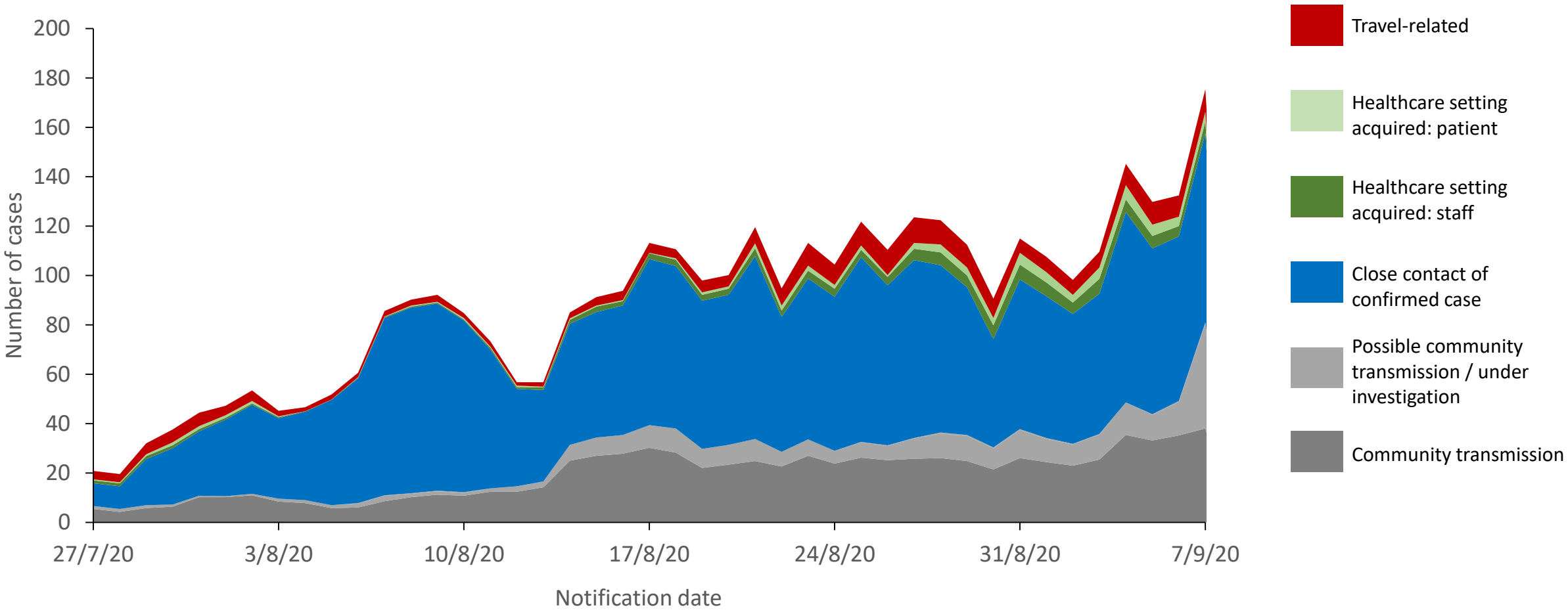

The number of cases by mode of transmission. 5 day rolling average, cases dated by date event notified to HPSC (event date).
A proportion of recent cases that are identified as possible community transmission will, on further investigation, be reclassified.

Rialtas na hÉireann
Government of Ireland

Incidence across different age groups (excl HCW and LTRC)

A recent increase in cases in the 0-19 and 20-39 age group; the former relates to increased detection in children in household outbreaks, the latter due to younger workers in workplace outbreaks. There is a very recent increase in incidence in the 75+ age group

Coronavirus
COVID-19
Public Health
Advice

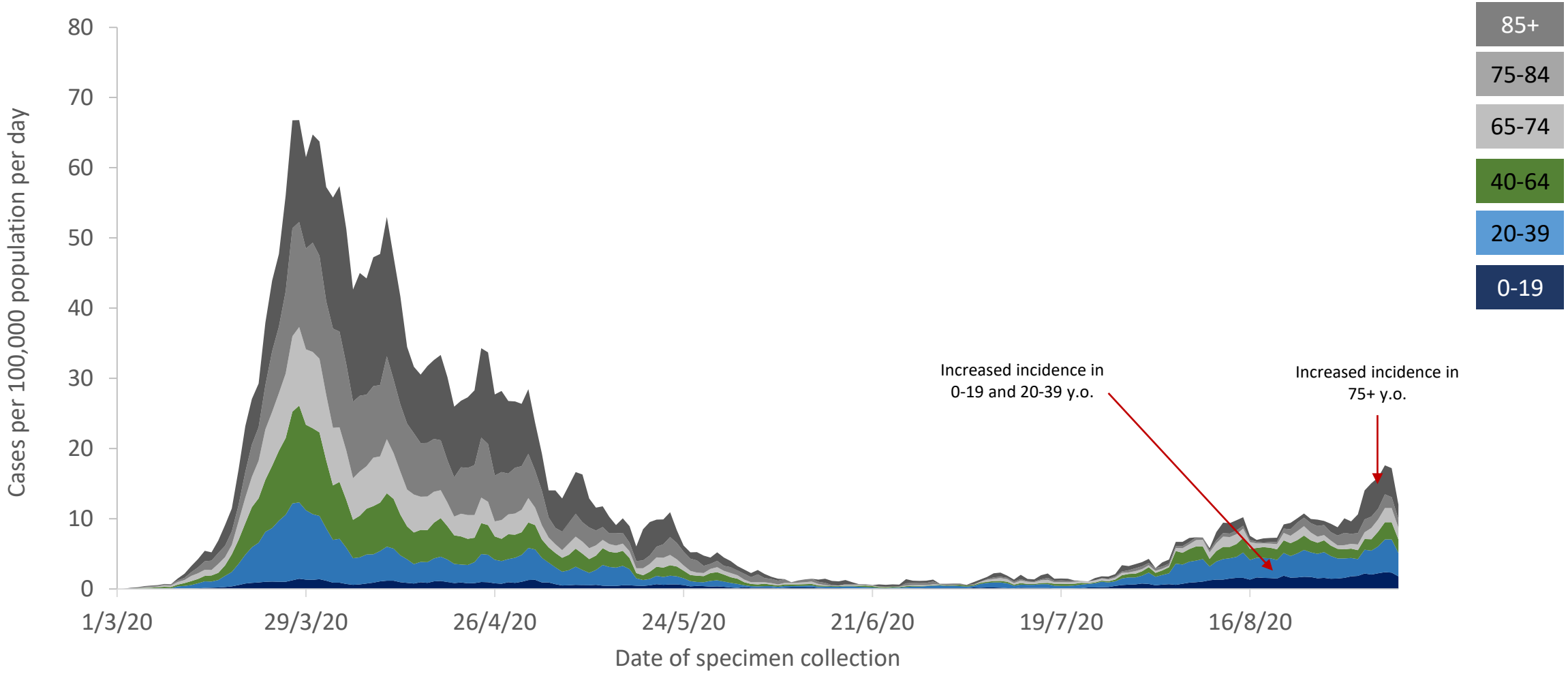

Data 5-day rolling average: Age-specific incidence in the general population. Healthcare workers and those associated with outbreaks in long-term residential care excluded from analysis. Cases dated by date of specimen collection.

Rialtas na hÉireann
Government of Ireland

14-day cumulative incidence by county

A heat map of 14-day cumulative incidence by county. This is now decreasing in Kildare, Laois, Offaly, and Carlow
The increase in Dublin and Limerick is a cause for concern

Coronavirus
COVID-19
Public Health
Advice

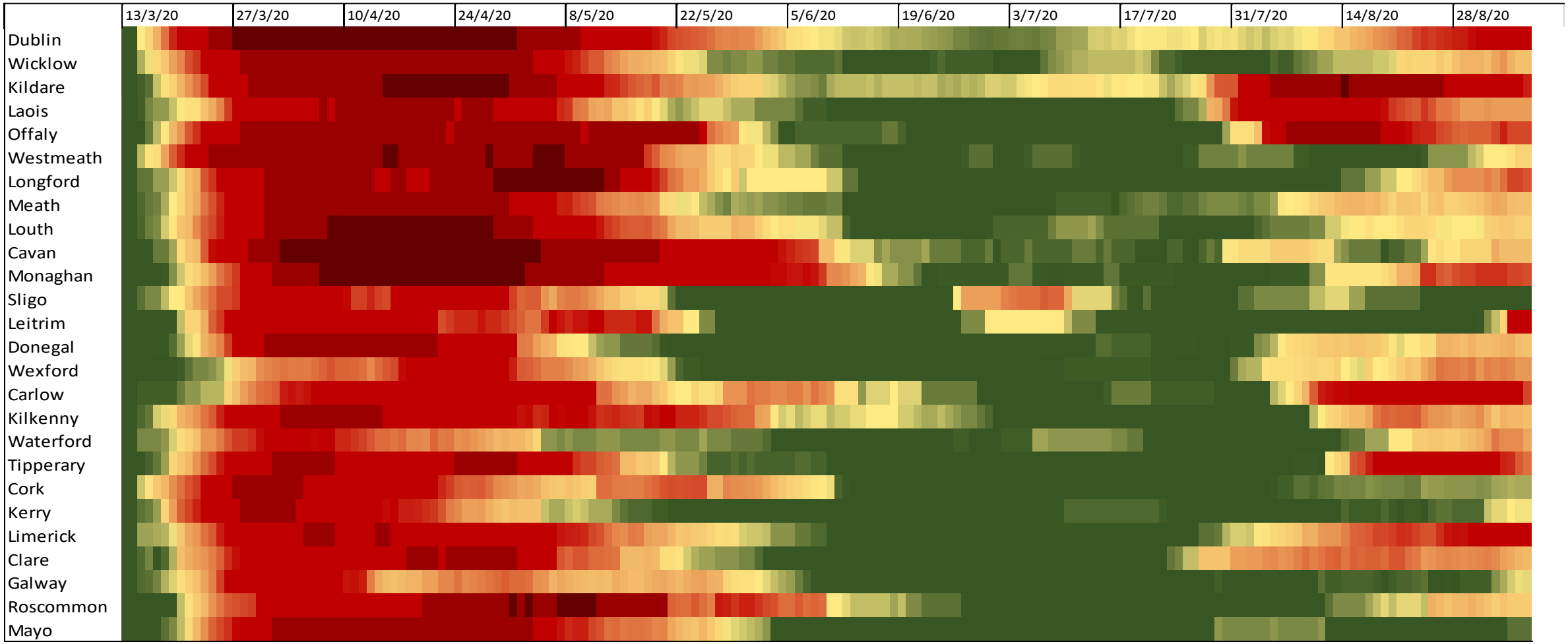

3	5	10	20	30	40	50	100	200

Scale: 14-day cumulative incidence per 100,000 population, cases dated by date of specimen collection.

Rialtas na hÉireann
Government of Ireland

Dublin is driving the national picture

Given the size of its population, the increasing daily incidence is being driven by Dublin alone, with the average daily incidence across the remaining 25 counties stable at 2 per 100,000 per day (the equivalent of 100 cases per day for the entire population). This apparent stability is complex –incidence has decreased from high levels in some counties, and is increasing in others.

Coronavirus
COVID-19
Public Health
Advice

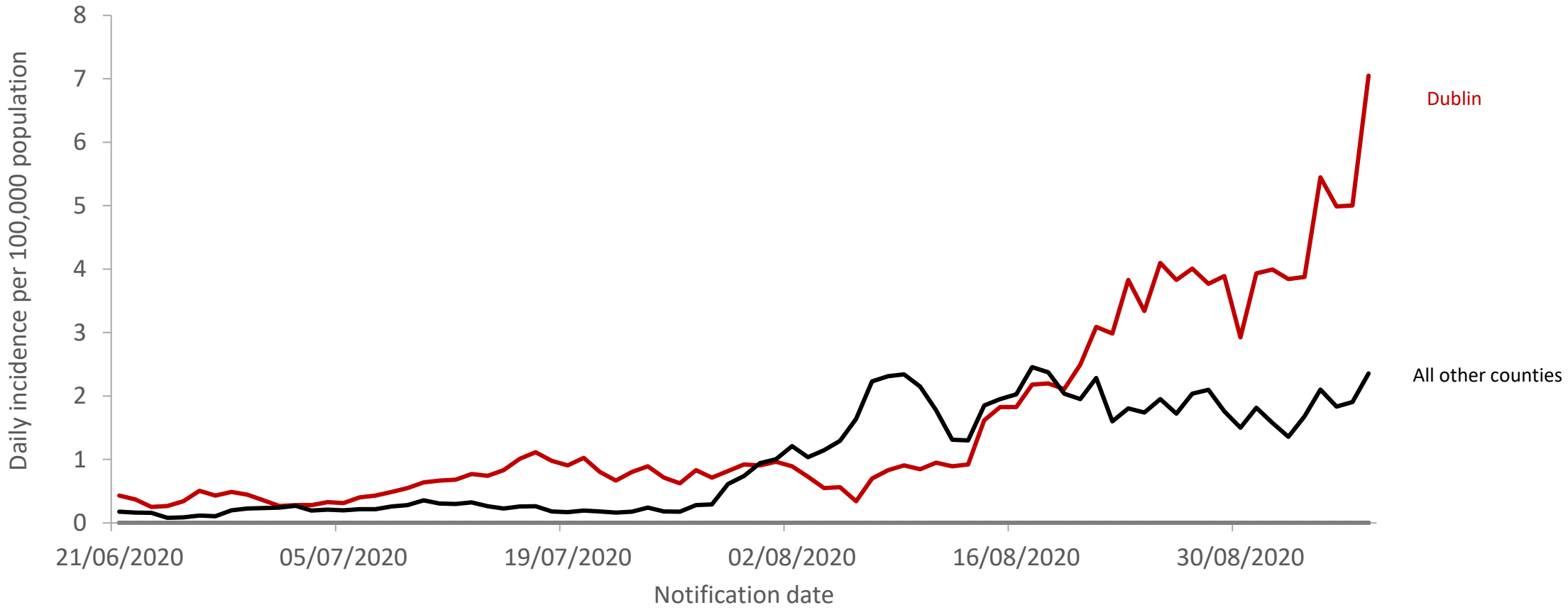

5-day rolling average of daily incidence per 100,000 population by notification (event) dates.

Rialtas na hÉireann
Government of Ireland

Daily incidence by county

The daily new cases per 100,000 population in Dublin and Limerick is high and increasing, but lower than the recent peak in Kildare and Offaly.

Coronavirus
COVID-19
Public Health
Advice

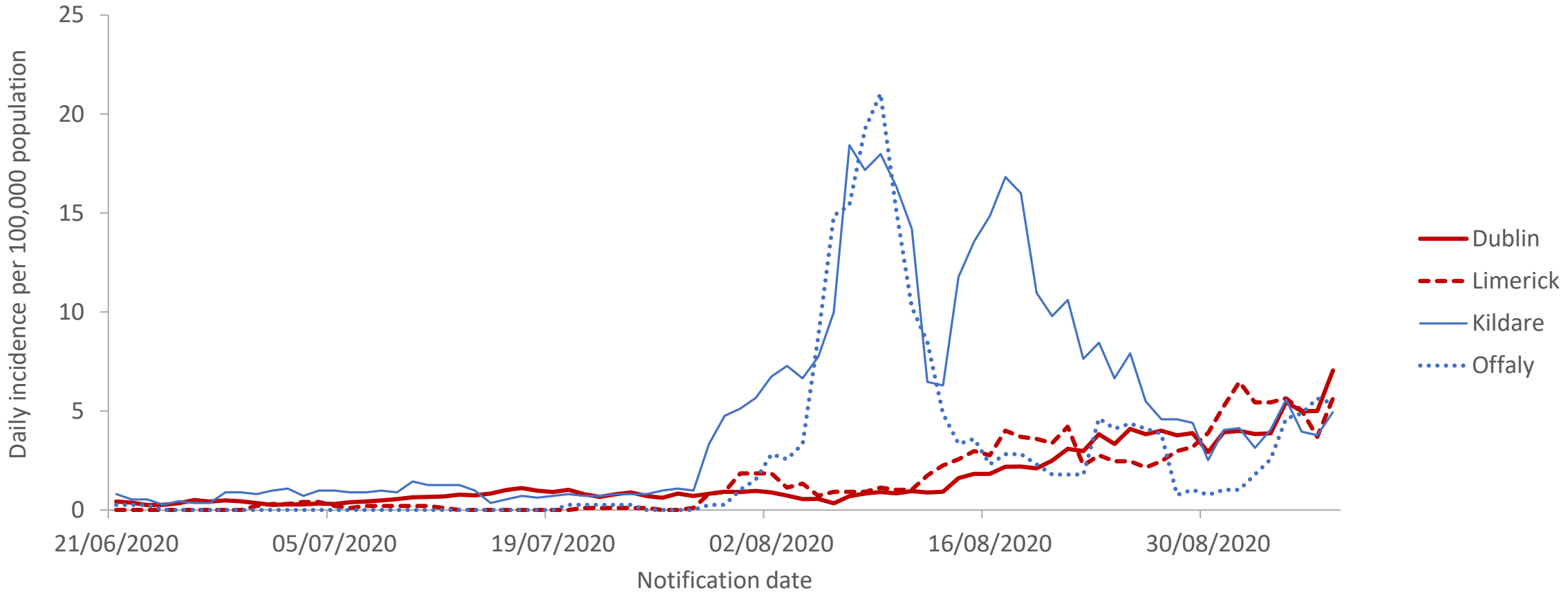

5-day rolling average of daily incidence per 100,000 population by notification (event) dates.

Rialtas na hÉireann
Government of Ireland

Estimates of effective reproduction number (R)

R is difficult to estimate, our best estimate at this time for the country as a whole is that it is just above 1.0 with the epidemic growing slowly. However, R for Dublin alone is higher, and is estimated at approximately 1.4

Coronavirus **COVID-19** Public Health Advice

Method	Estimate	95% confidence interval
SEIR model-inferred	1.16	1.12 – 1.22
Bayesian model	1.53	0.78 – 2.41
Time-dependent R	0.97	0.83 – 1.12
GAM estimate 1 Sept 2020	1.09	0.92 – 1.25
GAM estimate 7 Sept 2020	1.06	0.77 – 1.34

Estimates generated 8 September 2020, refer to IEMAG technical notes for methodology. Estimates are unreliable when case numbers are low. Time-dependent R estimates vary due to fluctuating case numbers. GAM is best estimate for current R. The estimate of R is influenced by different patterns of transmission in large outbreaks, smaller clusters, and individual transmission.

Rialtas na hÉireann
Government of Ireland