IEMAG briefing

15 February 2021

Coronavirus
COVID-19
Public Health
Advice

Cases, numbers in hospital and intensive care

Case numbers remain high. The number of people in hospital is decreasing, and the number in ICU is also falling.
The number of deaths per day remains very high.

Coronavirus **COVID-19** Public Health Advice

	Apr 2020	Summer 2020	Oct 2020	Dec 2020	Jan 2021	20 Jan	27 Jan	3 Feb	10 Feb	15 Feb	Daily count 15 Feb
Cases confirmed per day	859 18-04	8.7 25-06	1158 21-10	262 12-12	6520 10-01	2891	1699	1188	943	862	821
14-day incidence *per 100,000 population*	212 19-04	3.0 04-07	306 26-10	79 09-12	1532 15-01	1223	674	424	312	272	
Hospital in-patients	862 17-04	9 02-08	333 01-11	198 16-12	1949 24-01	1901	1889	1499	1188	970	916
Hospital admissions per day	*85* *04-04*	*<1* *10-07*	*27* *26-10*	*11* *13-12*	*158* *15-01*	*132*	*89*	*68*	*52*	*44*	*40*
ICU confirmed cases	150 14-04	4 04-08	43 04-11	26 27-12	217 28-01	194	217	209	179	169	157
ICU admissions per day	*14* *31-03*	*<1* *03-06*	*4* *03-11*	*1* *16-12*	*20* *17-01*	*19*	*15*	*11*	*6*	*8*	*7*
Deaths confirmed per day	46 22-04	<1 30-07	7 01-12	4 17-12	57 03-02	44	50	57	41	40	*0*

Data are 7-day averages (the indicated day and the preceding 6 days, rounded to the nearest whole number) with the exception of 14 day cumulative incidence, which is the total number of cases in the preceding 14 days per 100,000 population. The highest and lowest values of each indicator are given for each wave of the pandemic, along with the date on which that value was recorded, as well as the data for recent weeks. The historic incidence data may change due to denotification of cases.

Rialtas na hÉireann
Government of Ireland

Confirmed cases each day

Daily and weekly count and 5-day rolling average. The 5-day average peaked at 1186 on 21 October, reached a low of 251 on 28 November, peaked again at 6847 on 8 January and is now 895

Coronavirus **COVID-19** Public Health Advice

Cases per week	284	540	546	711	796	912	1303	1947	2059	3031	4457	7398	7073	4838	3424	2583	2580	1798	2028	1964	3369	6602	15729	45635	25143	14833	8938	7156	6041

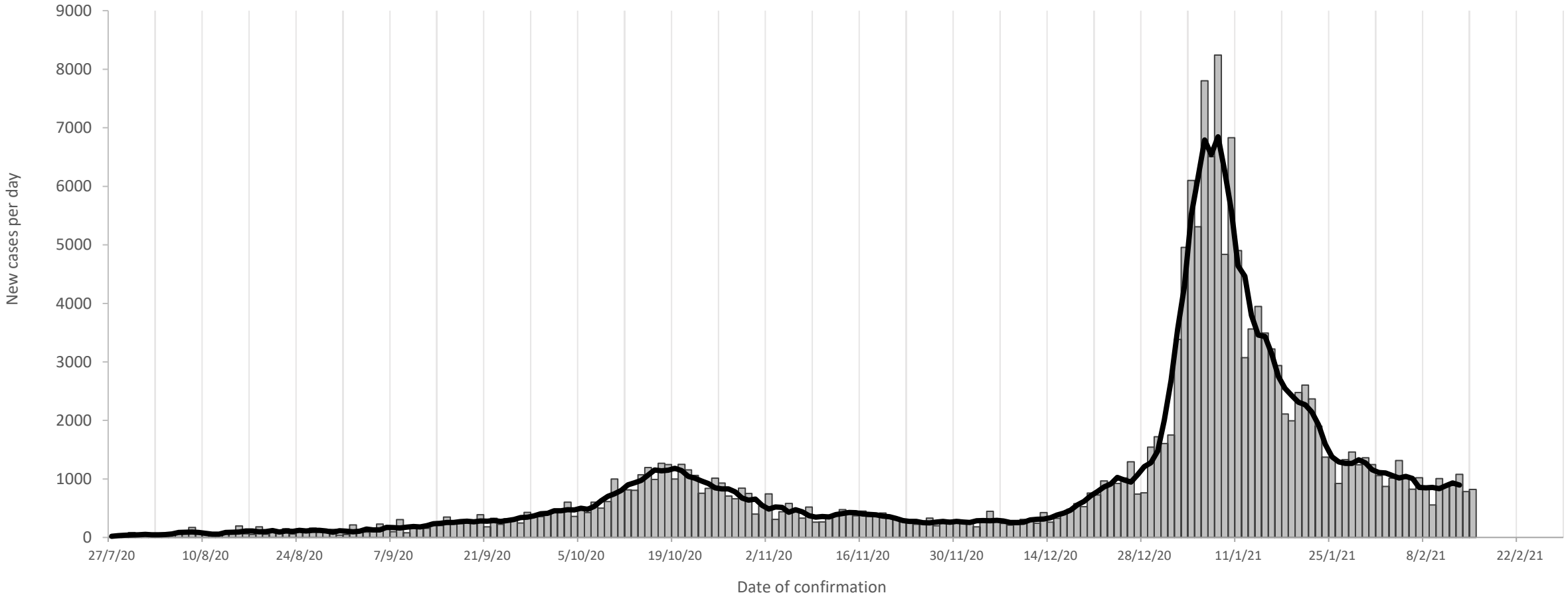

Daily count (bars) 5-day average (line) and weekly counts of the number of laboratory confirmed new cases by date on which they were confirmed by HPSC. Case counts may change due to denotification of cases. Weekly case counts are by notification (event) date and standard epidemiological week.

Rialtas na hÉireann
Government of Ireland

Symptomatic and asymptomatic cases

The number of symptomatic cases each day continues to decrease steadily; the relative number of asymptomatic cases is increasing as the testing of asymptomatic close contacts has resumed. Asymptomtic cases have increased from ≈10% to ≈ 20-25% of all cases, currently ≈ 150-180 cases per day

Coronavirus **COVID-19** Public Health Advice

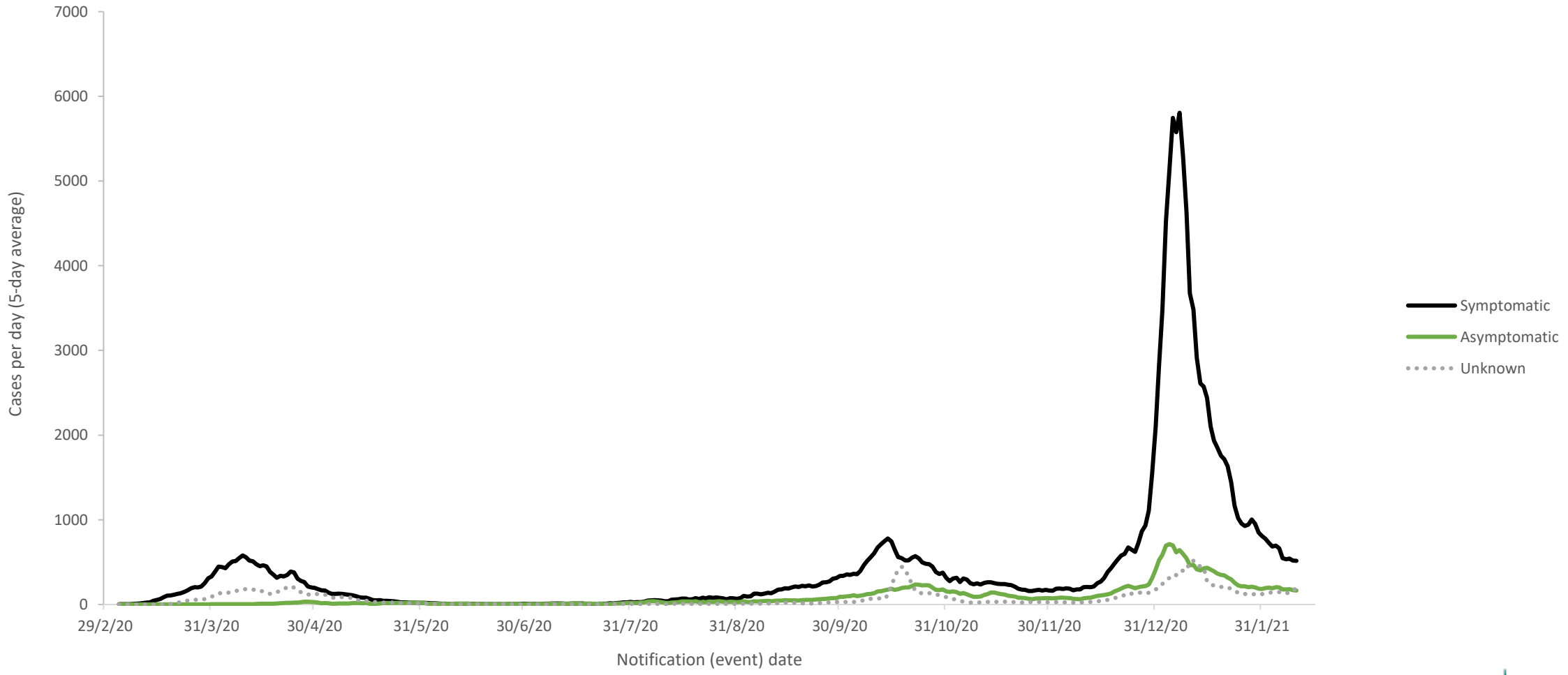

Daily case count (5-day average) separated out into those symptomatic at or prior to time of notification (black), those asymptomatic (green) and those for whom symptom status is unknown. Data for the most recent days is incomplete, as a number of cases for whom symptom status is currently unknown will be recorded as symptomatic or asymptomatic. Case counts are by notification (event) date.

Rialtas na hÉireann
Government of Ireland

Testing and test positive rate

The demand for tests has fallen. Positivity rate has fallen significantly: overall positivity rate peaked at 23% on 7 January, and is now plateaued at 5.9% (5-day average)

Coronavirus
COVID-19
Public Health
Advice

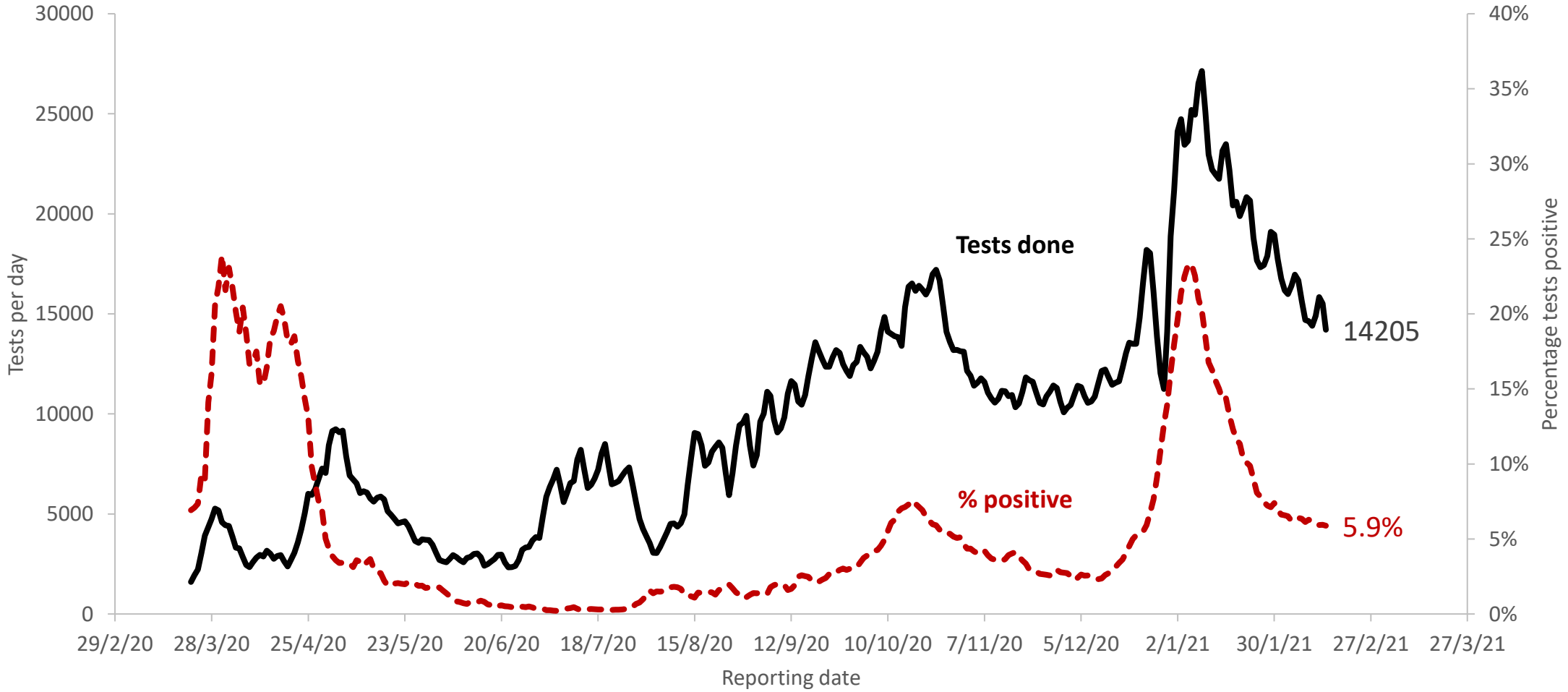

Data 5-day rolling averages, tests outsourced to German laboratory in April backdated using specimen collection date. The aggregate positivity rate should be interpreted with caution, as it includes community referrals, close contacts, mass and serial testing, and hospital testing, and changes in numbers of tests done in these different settings will alter the overall positivity rate.

Rialtas na hÉireann
Government of Ireland

Confirmed cases in acute hospitals

The number of people in hospital with confirmed SARS-CoV-2 infection. The number of admissions per day has decreased significantly, and the number in hospital is falling.

Coronavirus **COVID-19** Public Health Advice

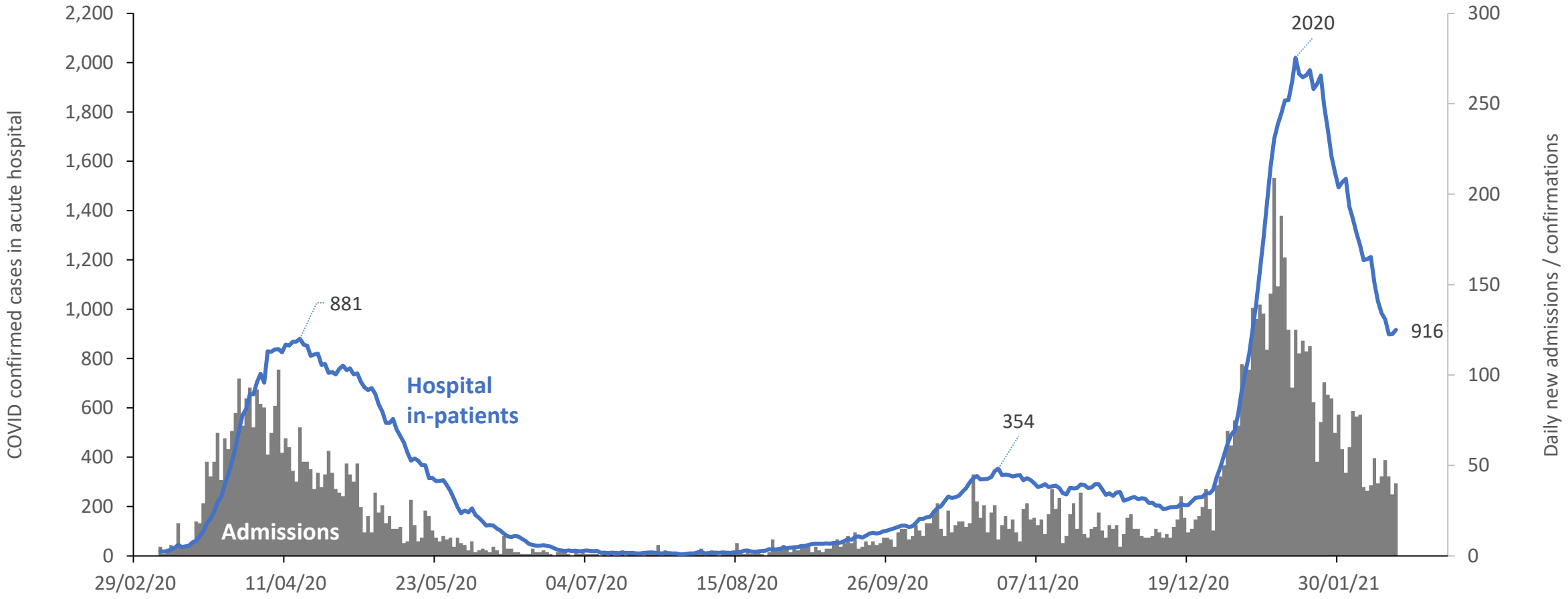

Hospital in-patients: Daily count of number of COVID-19 confirmed cases in acute hospitals. Daily admissions: New COVID-19 confirmed admissions and new laboratory confirmations of suspected cases in preceding 24 hours. Data from HSE PMIU-SDU, 8am census.

Rialtas na hÉireann
Government of Ireland

Confirmed cases in intensive care

The number of people in ICU with confirmed SARS-CoV-2 infection remains very high but is now decreasing slowly number of new admissions per day has decreased significantly.

Coronavirus **COVID-19** Public Health Advice

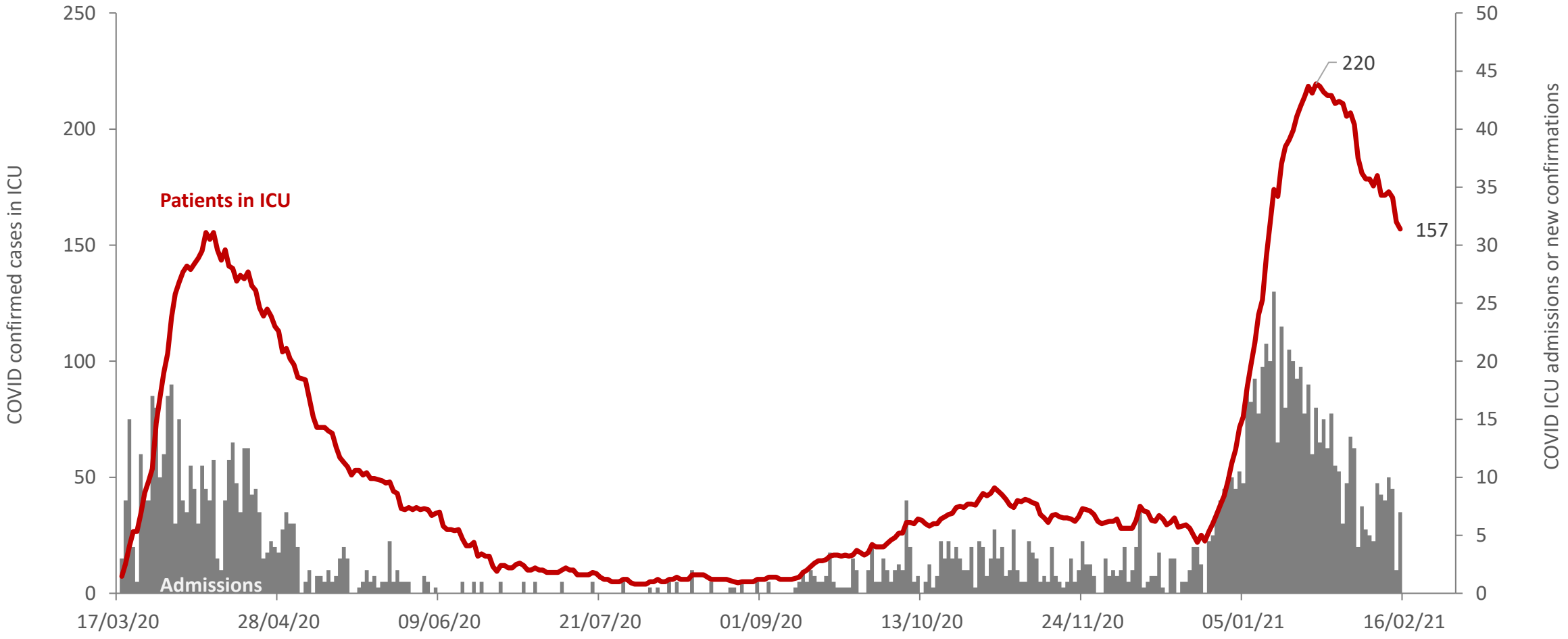

Patients in ICU: Daily count of number of COVID-19 confirmed cases in ICU. Daily admissions: new COVID-19 confirmed admissions to ICU and new laboratory confirmations of suspected cases in ICU. Average of morning and evening census from NOCA

Rialtas na hÉireann
Government of Ireland

Deaths per day

Coronavirus
COVID-19
Public Health
Advice

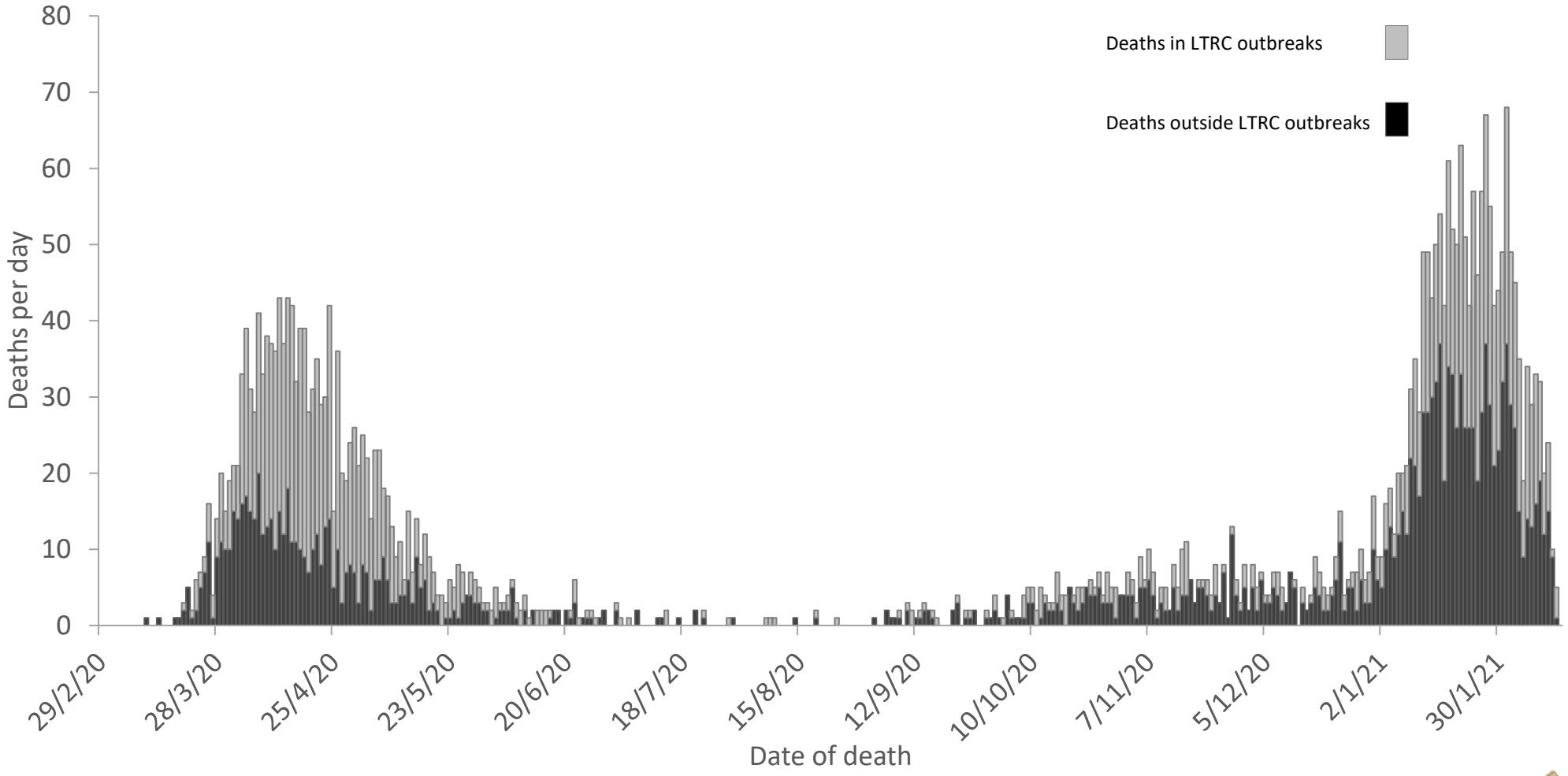

Deaths per day, separated into those associated with outbreaks in long-term residential care and those not associated with such outbreaks. Deaths with laboratory confirmed SARS-CoV-2 only

Rialtas na hÉireann
Government of Ireland

Incidence in older persons (incl. HCW and LTRC)

The incidence per 100,000 population is shown for those aged 65 and older, compared to the population average. The excess incidence in those aged 85 and older has decreased rapidly and incidence in this age group is now approaching the population average.

Coronavirus
COVID-19
Public Health
Advice

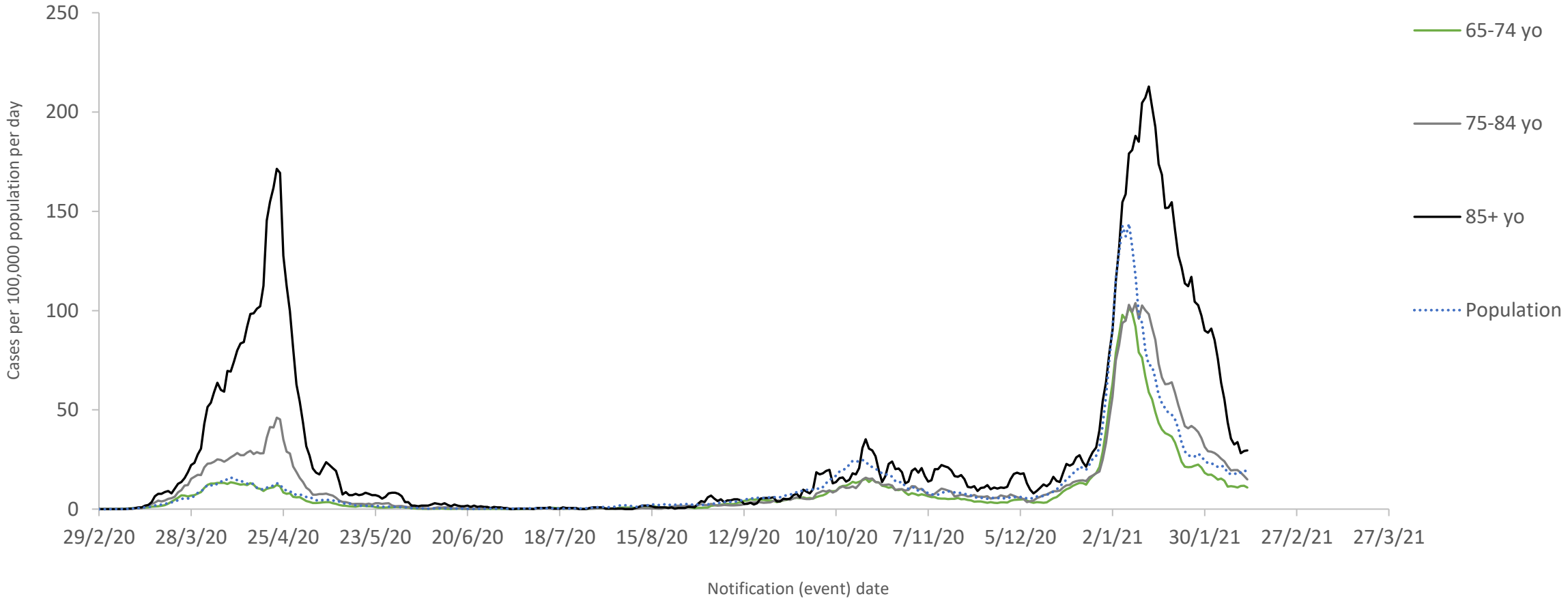

Age-specific incidence (cases per day per 100,000 population within each age cohort, population from CSO 2016 census data). Healthcare workers and cases associated with outbreaks in long-term residential care are included. Tests outsourced to German laboratory in April backdated, using the specimen collection date, to the date they would have been confirmed if tested in a timely manner.

Rialtas na hÉireann
Government of Ireland

Incidence in younger cohorts

The incidence per 100,000 population in those aged under 25, compared with the population as a whole. The incidence in those aged 18 and under is trending upwards, most likely due to increased testing of asymptomatic household contacts. Incidence in thosed aged 19-24 may also be starting to increase; this is being carefully monitored.

Coronavirus **COVID-19** Public Health Advice

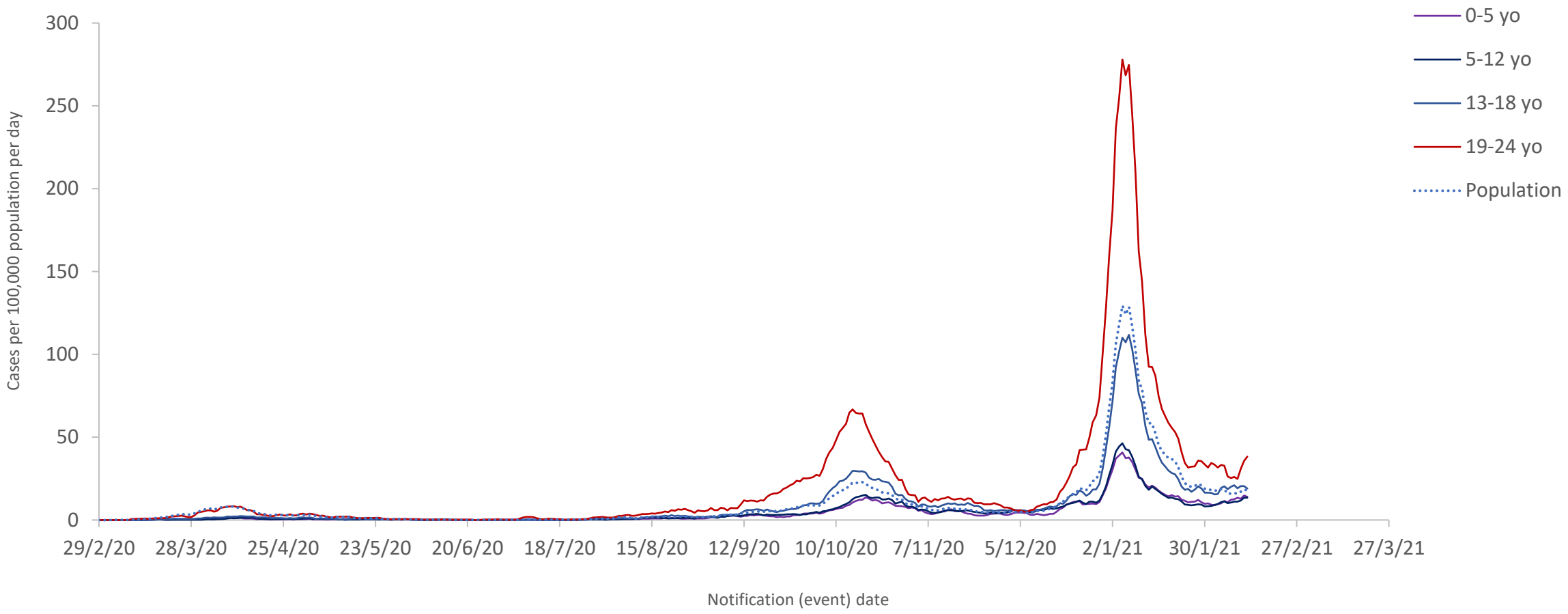

Age-specific incidence (cases per day per 100,000 population within each age cohort, population from CSO 2016 census data). Healthcare workers and cases associated with outbreaks in long-term residential care are excluded, so that the analysis reflects the pattern of cases in the community. Cases dated by notification (event) date. Tests outsourced to German laboratory in April backdated, using the specimen collection date, to the date they would have been confirmed if tested in a timely manner.

Rialtas na hÉireann
Government of Ireland