An Roinn Sláinte
Department of Health

COVID-19 Update
27th October 2021

Dr Ronan Glynn
Department of Health

Cases, numbers in hospital and intensive care

Following a period of stability in September 2021, there was a rapid increase in the number of daily cases and the numbers in hospital and ICU during October 2021; all indicators are continuing to deteriorate.

Coronavirus **COVID-19** Public Health Advice

	Apr 2020	Summer 2020	Oct 2020	Dec 2020	Jan 2021	Jun 2021	5 Oct	12 Oct	19 Oct	26 Oct	Daily count 27 Oct
Cases confirmed per day	859 18-04	8.7 25-06	1158 21-10	262 12-12	6516 10-01	308 19-06	1204	1477	1877	2117	1631
14-day incidence *per 100,000 population*	212 19-04	3.0 04-07	306 26-10	79 09-12	1528 15-01	91 20-06	372	394	493	587	578
Hospital in-patients	862 17-04	9 02-08	333 01-11	198 16-12	1949 24-01	43 29-06	315	370	436	471	503
Hospital admissions per day	*85* *04-04*	*<1* *10-07*	*27* *26-10*	*11* *13-12*	*158* *15-01*	*6* *27-06*	*39*	*45*	*58*	*46*	64
ICU confirmed cases	150 14-04	4 04-08	43 04-11	26 27-12	217 28-01	13 27-06	60	73	72	93	101
ICU admissions per day	*14* *31-03*	*<1* *03-06*	*4* *03-11*	*1* *16-12*	*20* *17-01*	*<1* *02-07*	*5*	*5*	*5*	*6*	9

Data are 7-day averages (the indicated day and the preceding 6 days, rounded to the nearest whole number) with the exception of 14 day cumulative incidence, which is the total number of cases in the preceding 14 days per 100,000 population. The highest and lowest values of each indicator are given for each wave of the pandemic, along with the date on which that value was recorded, as well as the data for recent weeks. The historic incidence data may change due to denotification of cases.

Rialtas na hÉireann
Government of Ireland

Cases per day

Daily count and 7-day rolling average. Case numbers have increased rapidly over the last 14 days: the 7-day average is now **2043** up from **1888** seven days ago, **1631** two weeks ago and **1138** three weeks ago .

Coronavirus
COVID-19
Public Health
Advice

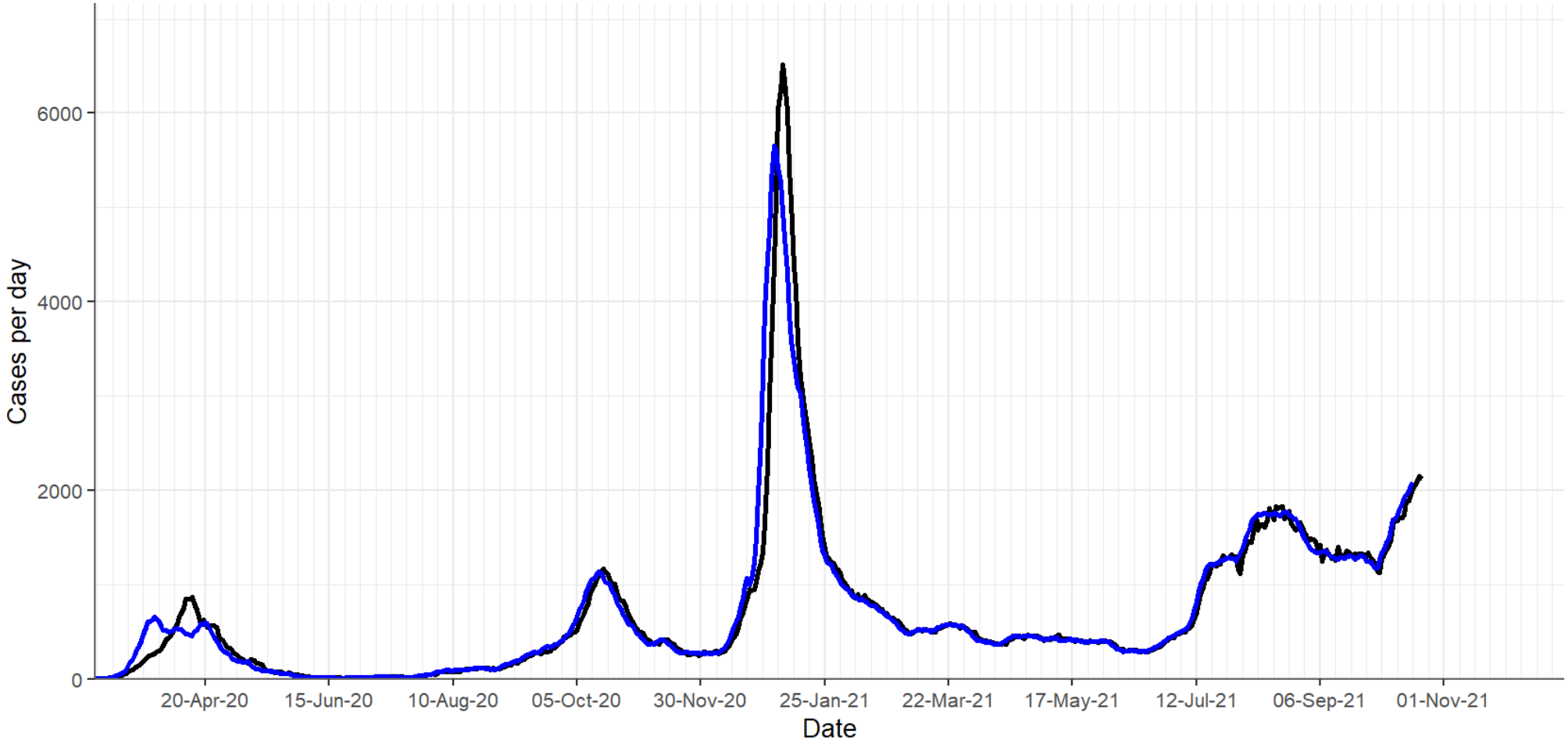

7-day average moving average case counts by notification date and specimen collection date. CIDR data to midnight Mon 25 Oct 2021.
Data by specimen collection date truncated 4 days before report.

Rialtas na hÉireann
Government of Ireland

Cases per week

14,758 cases were reported in epidemiological week 42 of 2021; we have reported a higher number of cases in only three weeks of the pandemic to date.

Coronavirus
COVID-19
Public Health
Advice

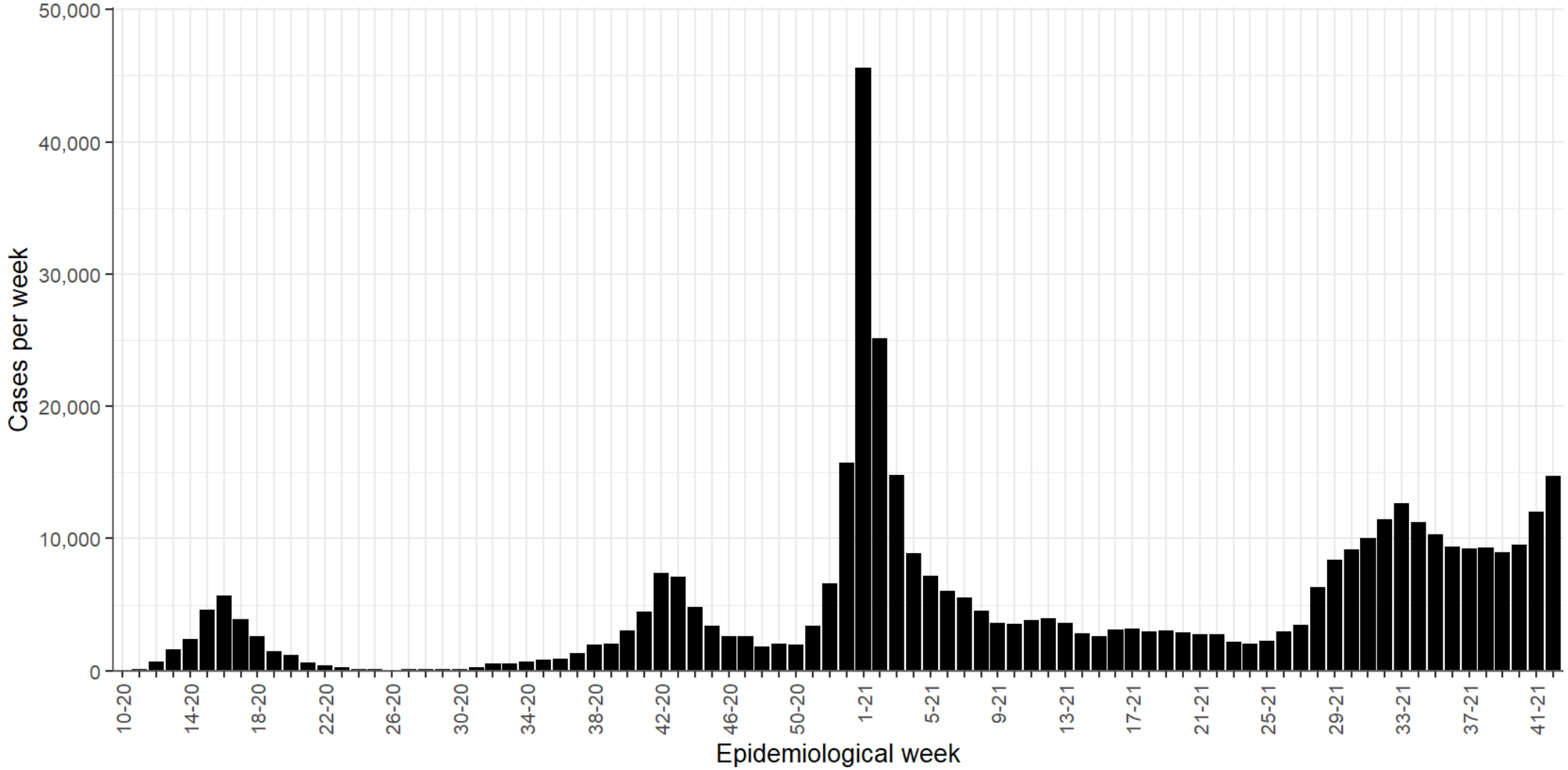

CIDR data to midnight Mon 25 Oct 2021. Cases dated by date notified to HPSC (event creation date).

Rialtas na hÉireann
Government of Ireland

Age-specific incidence (excl. LTRF and hospital outbreaks)

Incidence is high and rising in those aged 5-12 years. The rate of increase if incidence is similar across all age groups, with the exception of those aged 13-18 years and 19-24 years, where incidence is growing more slowly.

Coronavirus **COVID-19** Public Health Advice

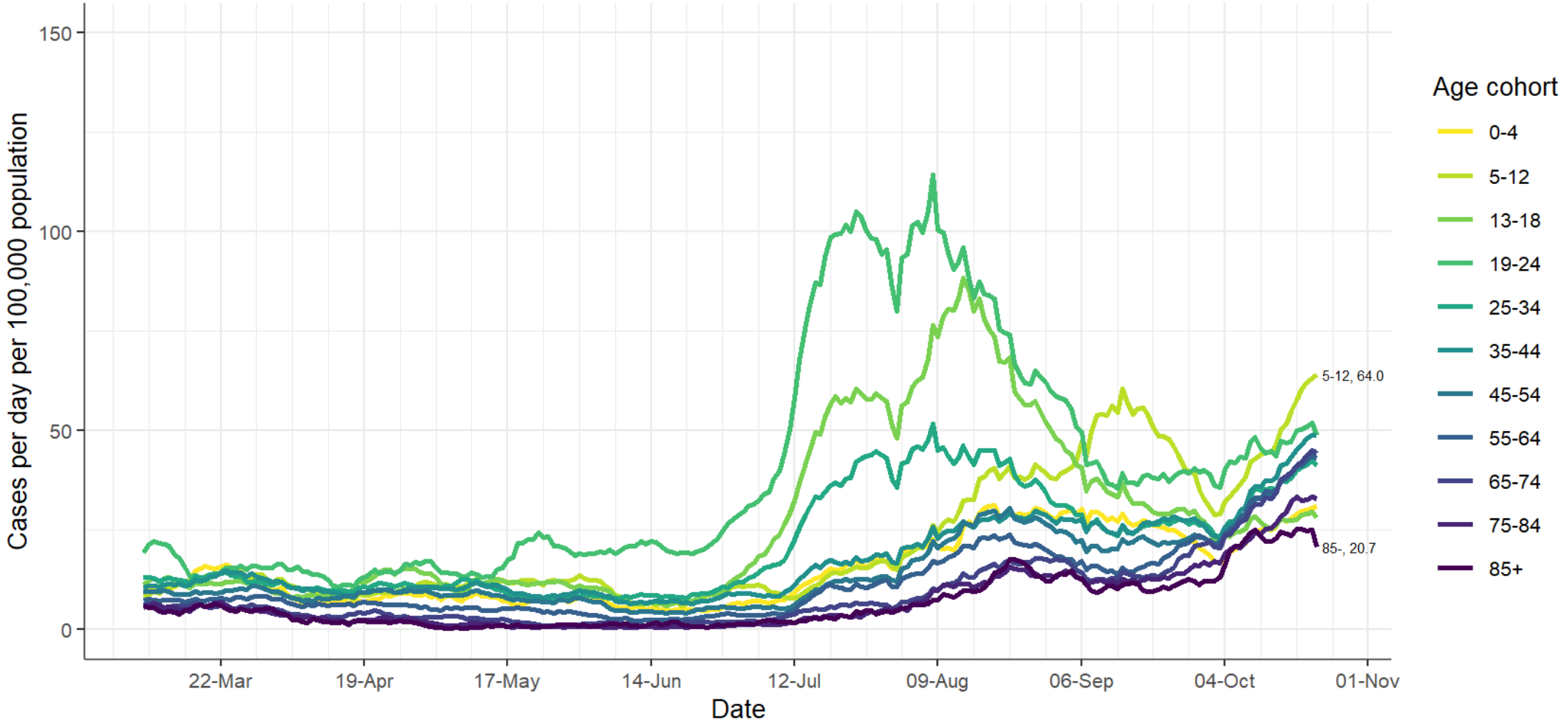

Age-specific incidence (cases per day per 100,000 population). 7-day moving average.
Cases associated with outbreaks in long-term residential facilities (LTRF)and outbreaks in hospitals excluded.
CIDR data to midnight Mon 25 Oct 2021. Cases dated by date notified to HPSC (event creation date).

Rialtas na hÉireann
Government of Ireland

Incidence by county

The geography of the disease has shifted, from a position where incidence was high in border counties, to a more uniform distribution marked by high incidence in small counties with complex outbreaks.

Coronavirus
COVID-19
Public Health
Advice

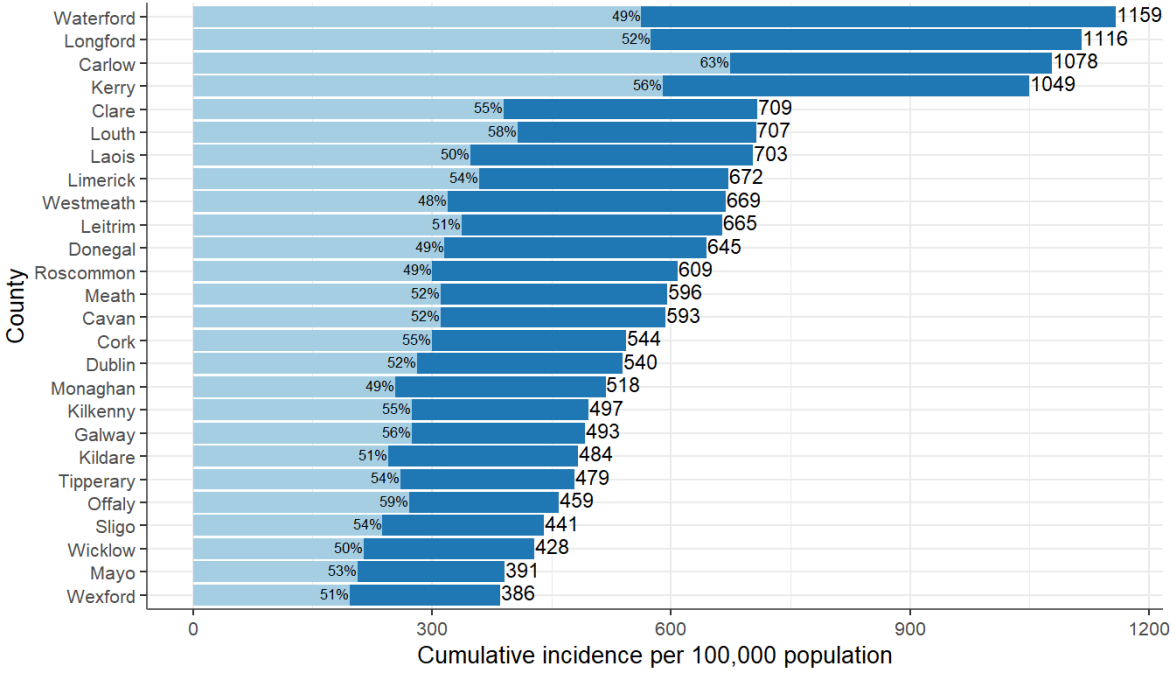

14-day and 7-day cumulative incidence per 100,000 population by county. Data labels are 14-day cumulative incidence, and 7-day cumulative incidence as a percentage of 14-day cumulative incidence.
CIDR data to midnight Mon 25 Oct 2021. Cases dated by date notified to HPSC (event creation date).

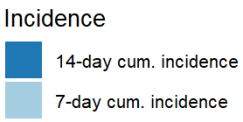

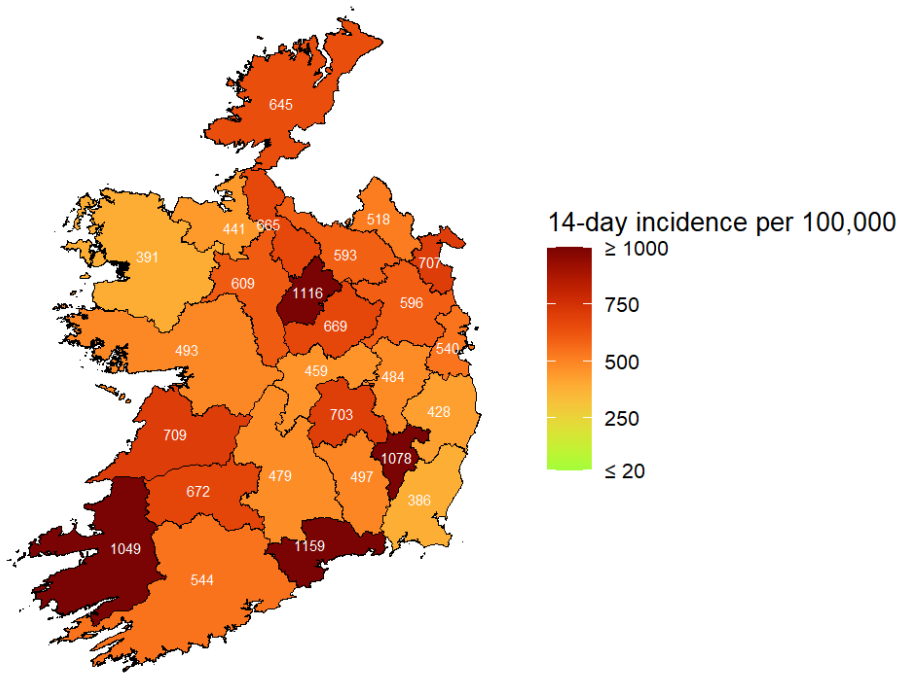

14-day cumulative incidence per 100,000 population for each county.
Colour scale truncated at 20 and 1000 cases per week per 100,000 population.
CIDR data to midnight Mon 25 Oct 2021. Cases dated by date notified to HPSC (event creation date).

Rialtas na hÉireann
Government of Ireland

Tests and test positivity

The demand for testing is high and increasing. Test positivity is increasing also, at approximately 12% for public health laboratories, and 4% for tests conducted in hospital laboratories.

Coronavirus
COVID-19
Public Health
Advice

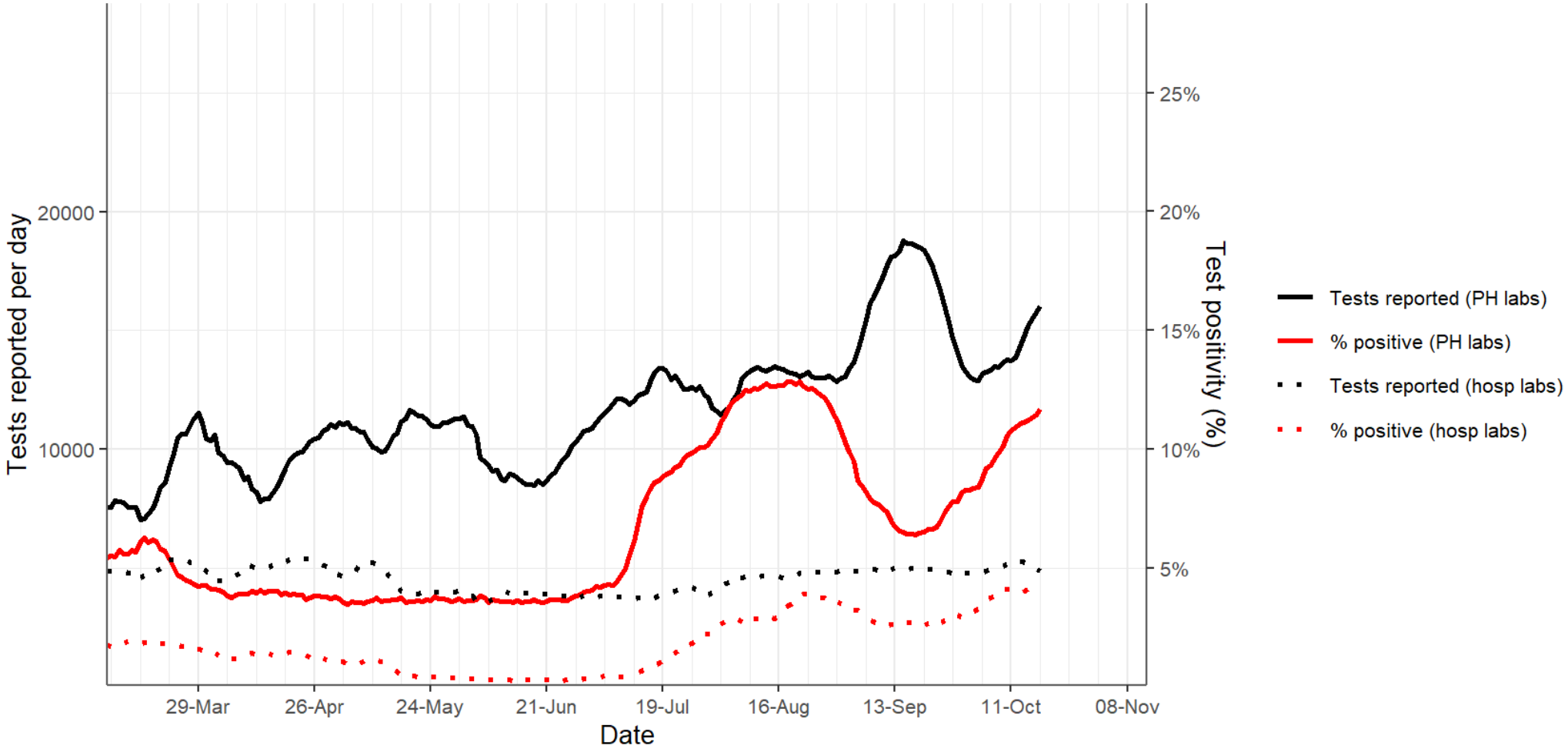

Total tests reported per day (black) and % of tests reported positive (red) for tests conducted in public health laboratories (NVRL and Cherry Orchard, solid lines) and tests conducted in hospital laboratories (dotted lines). 7-day moving averages.

Rialtas na hÉireann
Government of Ireland

Confirmed cases in acute hospitals

The number of people in hospital with confirmed SARS-CoV-2 infection. The number of people in hospital has increased over the last six weeks and is now **503**. The number of admissions and newly confirmed cases in hospital per day has increased to an average of **48 per day**.

Coronavirus **COVID-19** Public Health Advice

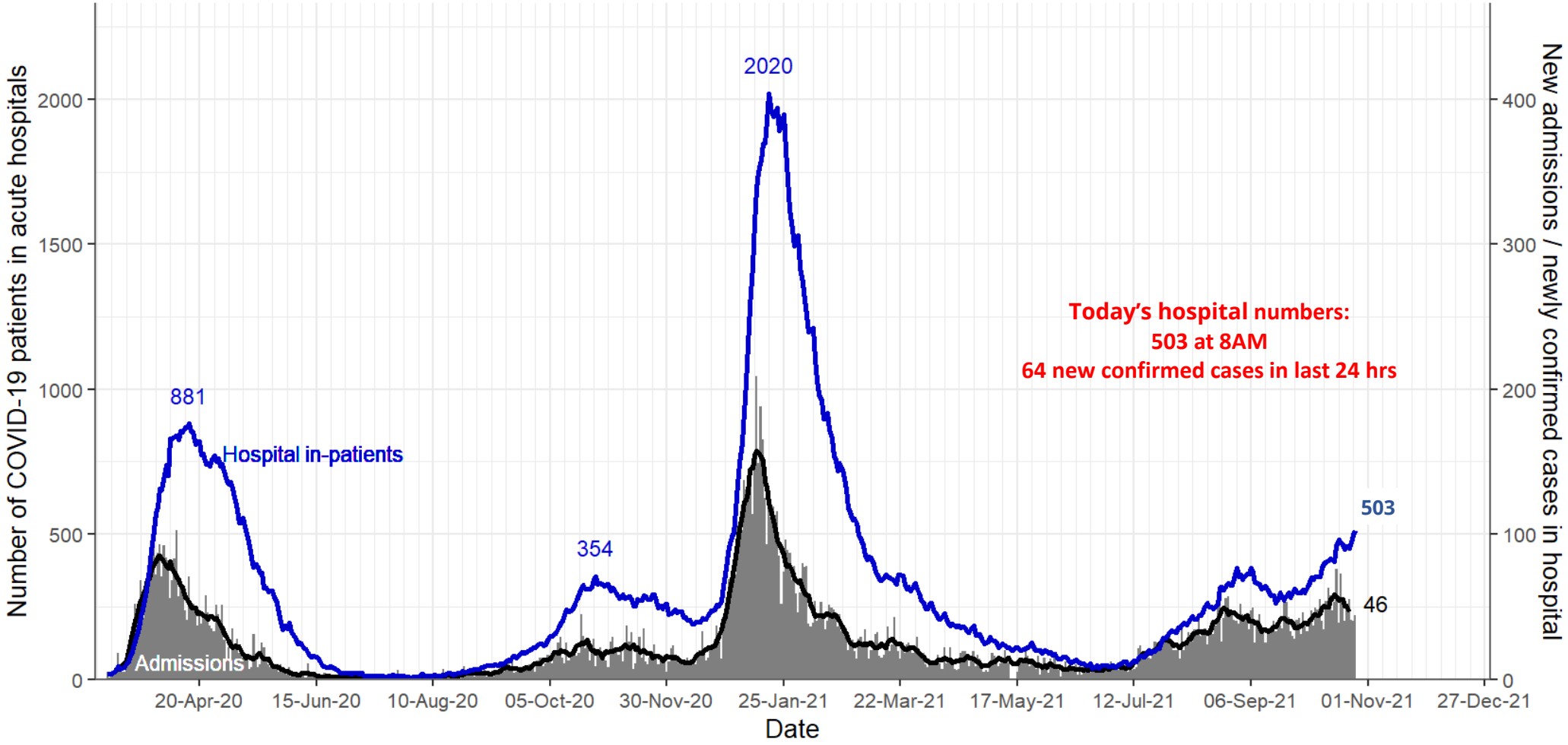

Number of in-patients with COVID-19 (blue line) and number of newly admitted or newly confirmed cases per day(columns, with 7-day moving average, black line, secondary y-axis) on HSE acute hospital sites. HSE PMIU-SDU data to Tue 26 Oct 2021.

Rialtas na hÉireann
Government of Ireland

Percentage of hospitalisations by age group

When cases were largely in younger adults, during summer 2021, 75% of hospitalisations were under 65 years of age, with shorter lengths of stay. Now, with relatively even distribution of vaccination, infections are more evenly distributed across the population, and 50% of hospitalisations are aged 65 years and older.

Coronavirus **COVID-19** Public Health Advice

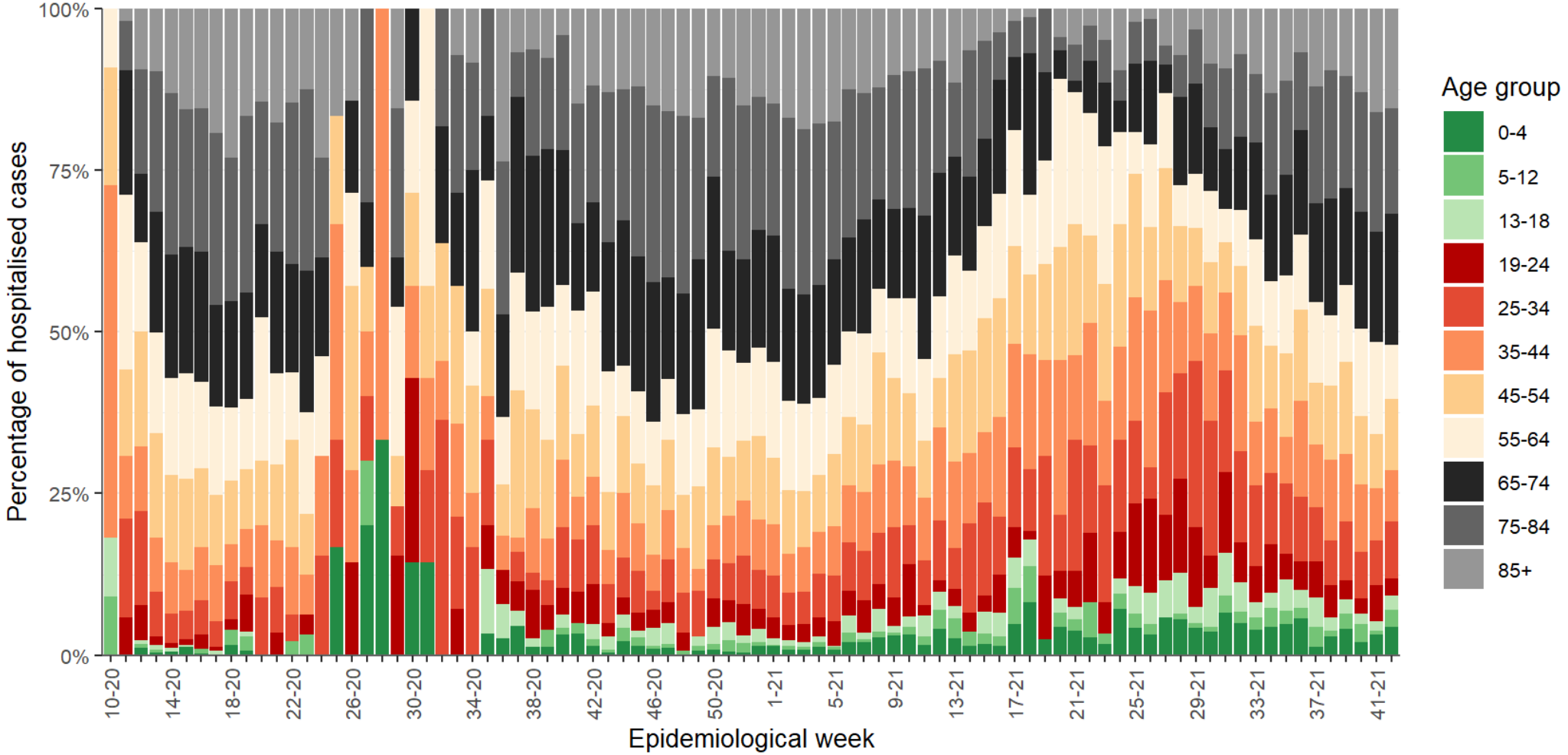

Weekly cases admitted to hospital: percentage in each age band. Cases assigned to the week they were notified not the week of admission.
CIDR data to midnight Mon 25 Oct 2021.

Rialtas na hÉireann
Government of Ireland

Confirmed cases in intensive care

The number of people in ICU with confirmed SARS-CoV-2 infection and the number requiring mechanical ventilation have increased significantly over the last two weeks. **101** people in ICU, **53** mechanically ventilated, average **6** admissions per day.

Coronavirus **COVID-19** Public Health Advice

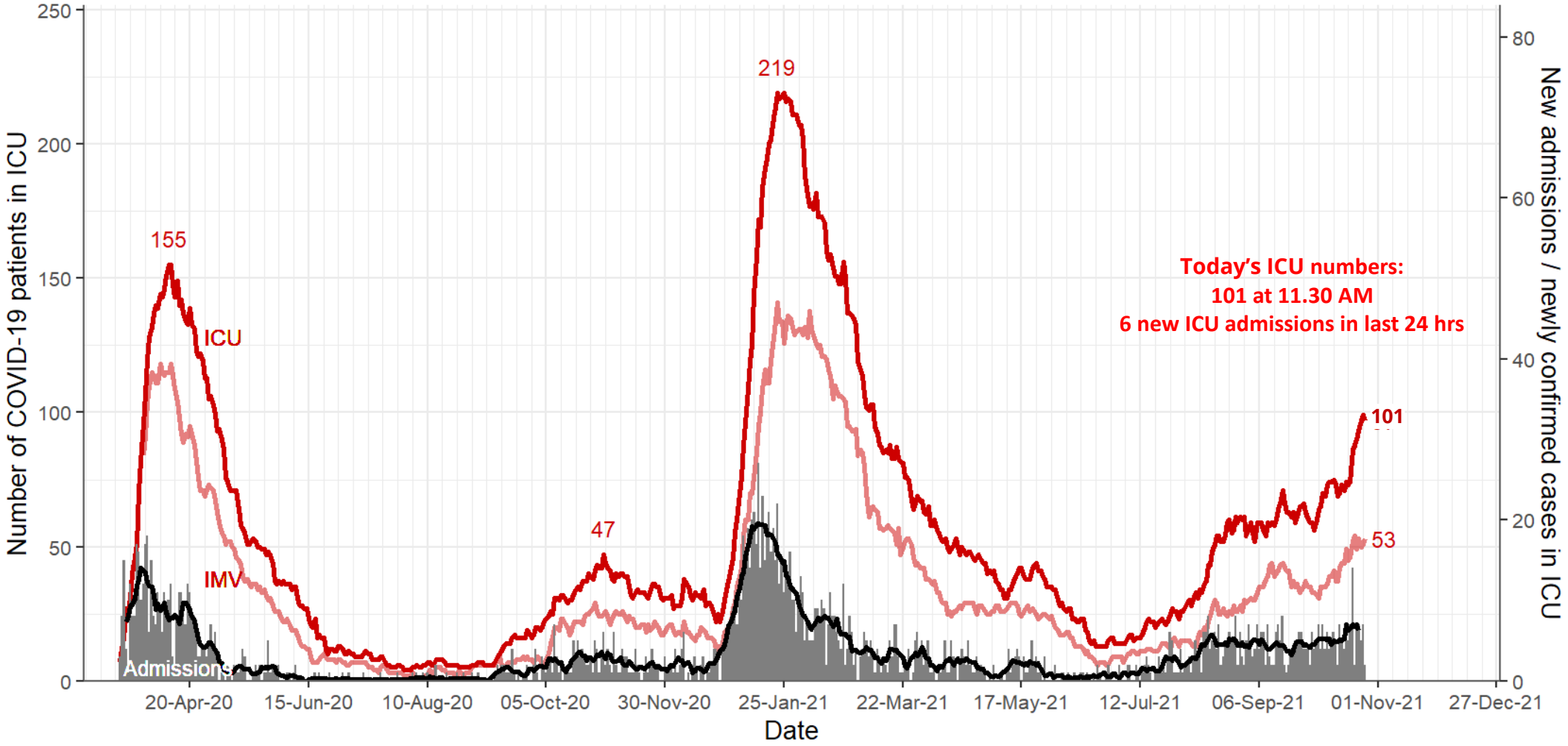

Number of in-patients with COVID-19 in ICU (solid red line) number requiring mechanical ventilation (IMV, pale red line), and number of new admissions per day (columns, with 7-day moving average, black line, secondary y-axis). NOCA ICU-BIS data to Tue 26 Oct 2021.

Rialtas na hÉireann
Government of Ireland

Vaccine Status of COVID-19 ICU patients

Vaccine status of the 97 COVID-19 patients in ICU on 26/10/2021:

- Fully vaccinated (> 14 days from last dose) - 41 (42%)
- Partly vaccinated - 6 (6%)
- No vaccination - 50 (52%)
- 5 Currently/Recently Pregnant COVID-19 patients in ICU, none with vaccination

Total deaths by month and outbreak location* (by date of death)

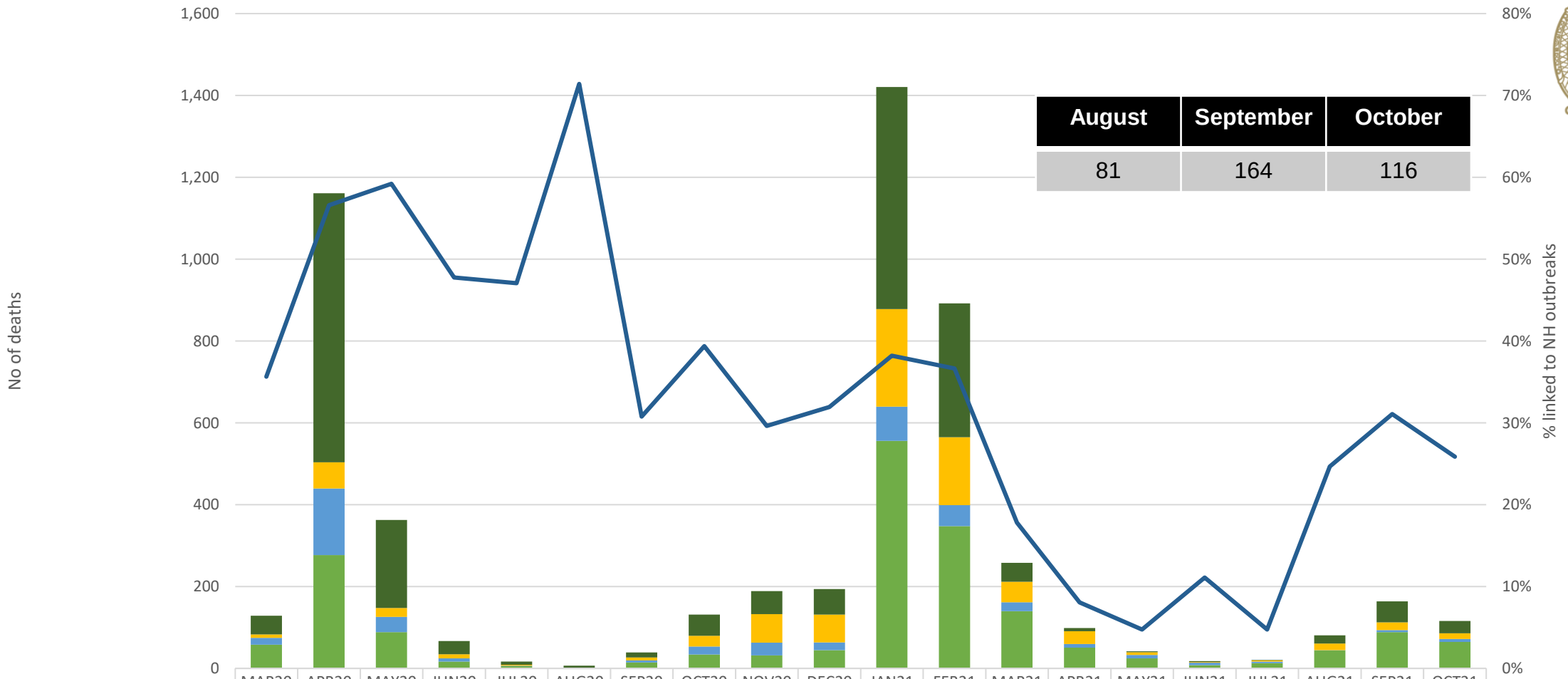

August	September	October
81	164	116

	MAR20	APR20	MAY20	JUN20	JUL20	AUG20	SEP20	OCT20	NOV20	DEC20	JAN21	FEB21	MAR21	APR21	MAY21	JUN21	JUL21	AUG21	SEP21	OCT21
Nursing home	46	657	215	32	8	5	12	52	56	62	543	327	46	8	2	2	1	20	51	30
Hospital	8	64	22	10	2	0	7	26	70	68	238	166	50	31	7	2	3	16	19	14
Other Outbreak Location	17	163	37	8	1	0	5	20	31	19	84	51	22	9	8	6	4	1	5	7
Not Linked to Outbreak	58	277	89	17	6	2	15	34	32	45	556	348	140	51	25	8	13	44	89	65
NH as % of Total	36%	57%	59%	48%	47%	71%	31%	39%	30%	32%	38%	37%	18%	8%	5%	11%	5%	25%	31%	26%

Source: HPSC. Updated 27/10/2021 * where date of death is known

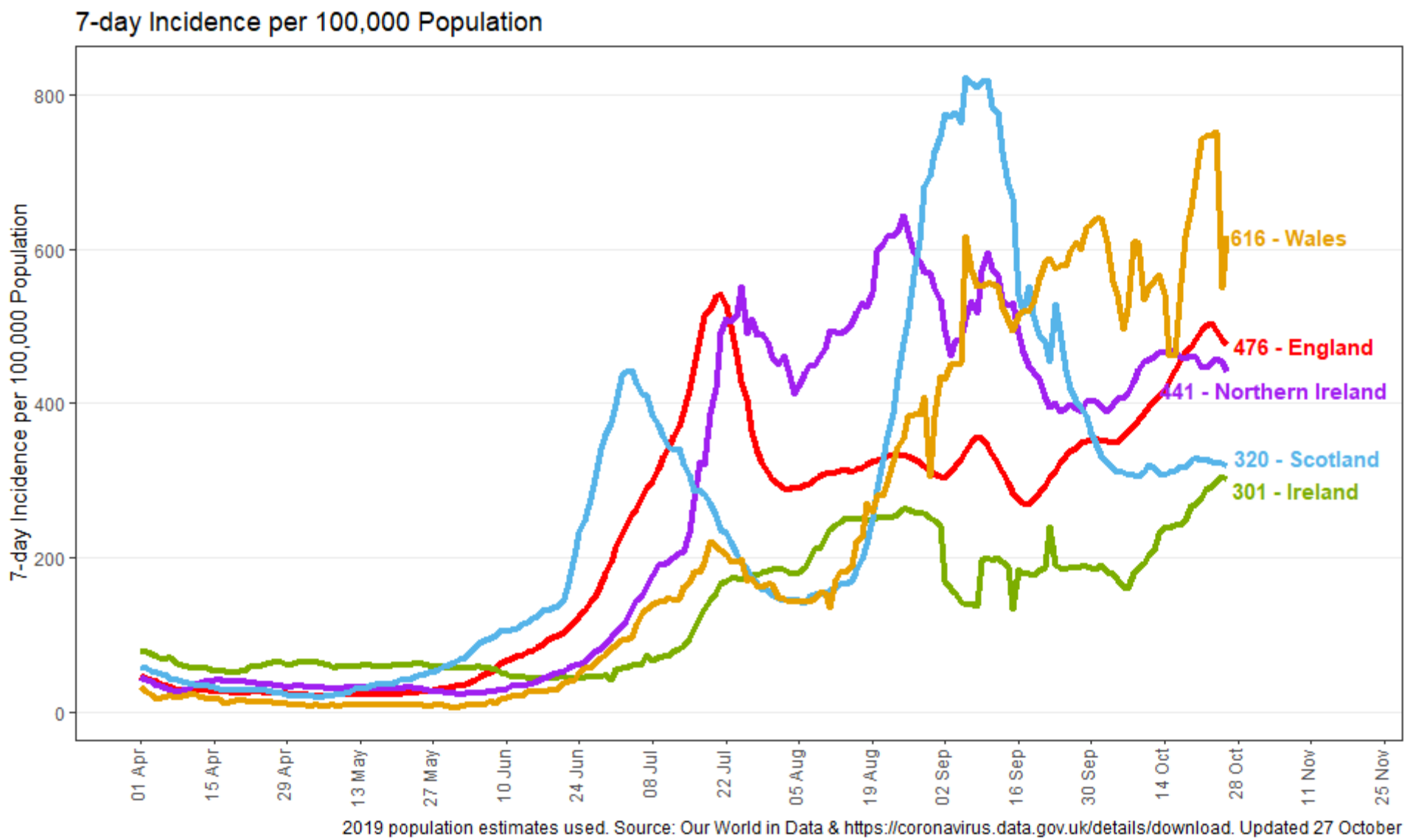
7-day Incidence per 100,000 Population
7-day Incidence per 100,000 Population
800
600
400
200
0
01 Apr
15 Apr
29 Apr
13 May
27 May
10 Jun
24 Jun
08 Jul
22 Jul
05 Aug
19 Aug
02 Sep
16 Sep
30 Sep
14 Oct
28 Oct
11 Nov
25 Nov
616 - Wales
476 - England
441 - Northern Ireland
320 - Scotland
301 - Ireland
2019 population estimates used. Source: Our World in Data & https://coronavirus.data.gov.uk/details/download. Updated 27 October

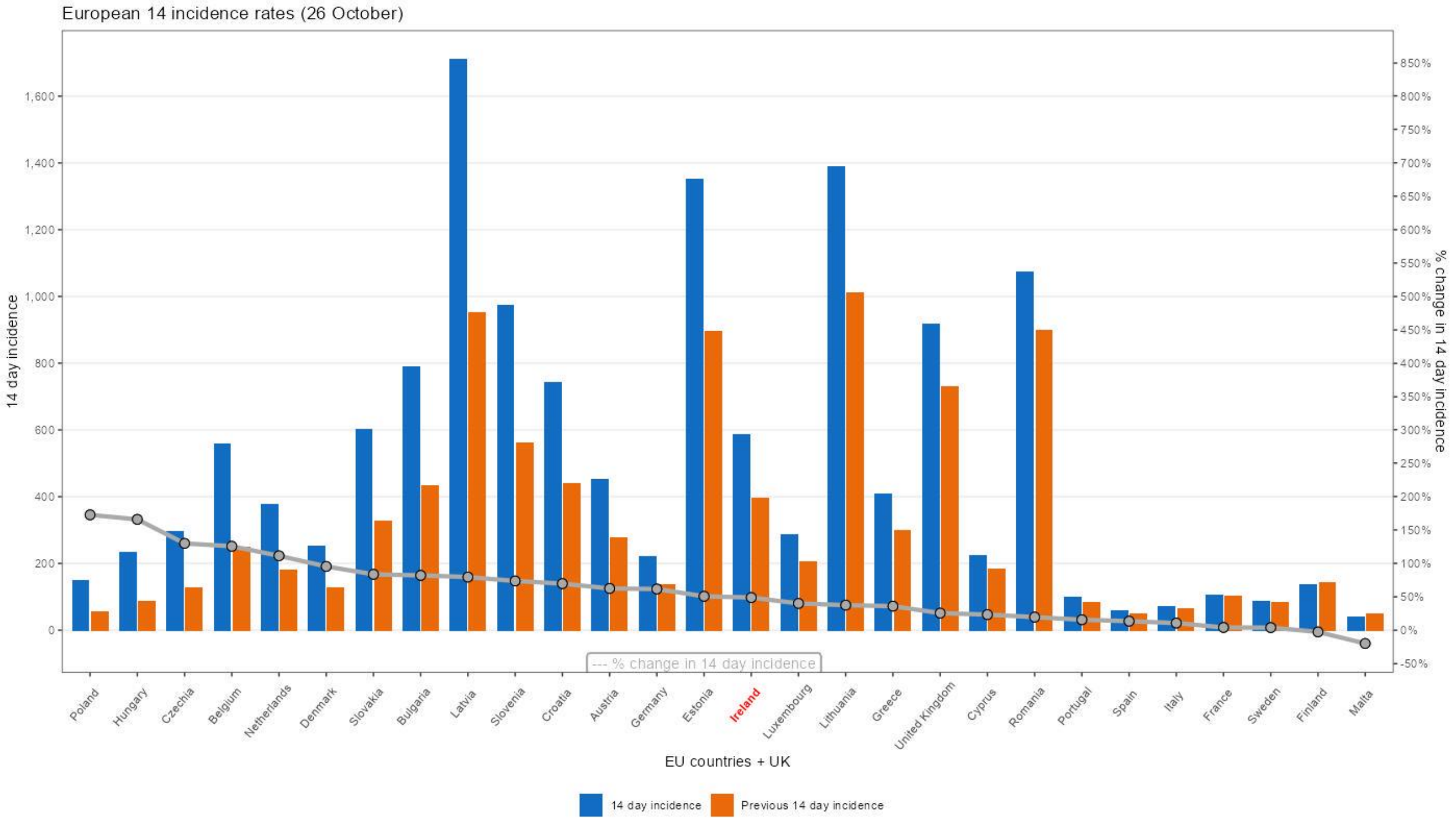
European 14 incidence rates (26 October)
14 day incidence
% change in 14 day incidence
--- % change in 14 day incidence
EU countries + UK
Poland
Hungary
Czechia
Belgium
Netherlands
Denmark
Slovakia
Bulgaria
Latvia
Slovenia
Croatia
Austria
Germany
Estonia
Ireland
Luxembourg
Lithuania
Greece
United Kingdom
Cyprus
Romania
Portugal
Spain
Italy
France
Sweden
Finland
Malta
14 day incidence
Previous 14 day incidence

Growth rate

Growth rate for cases is 1.2% per day (-1.1% – +3.5%) over a 14-day window and 2.5% per day (1.1% - 3.9%) over a 21-day window. The number of people in hospital is growing at 1.5% (0.9% - 2.0%) per day over a 14-day window. This growth rate compares with growth rates of 4-5% per day in September and October 2020 and July 2021, and in excess of 10% per day in January 2021. The growth rate may be an underestimate due to delayed presentations over the bank holiday weekend.

Coronavirus
COVID-19
Public Health
Advice

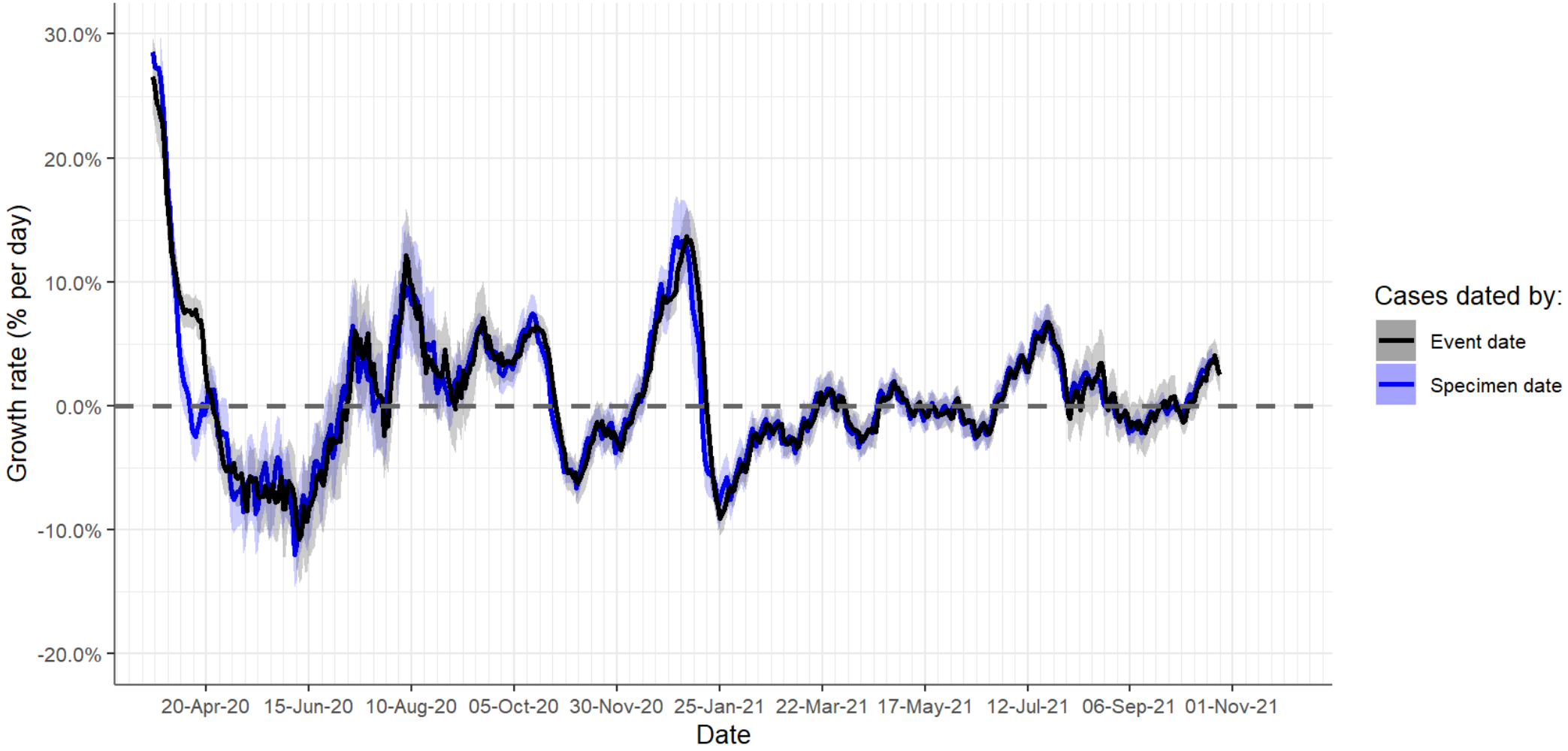

Growth rate in case counts using a 21-day window. Mean and 95% confidence intervals.
CIDR data to midnight Mon 25 Oct 2021. Cases dated by date specimen collected or date notified to HPSC (event date)

Rialtas na hÉireann
Government of Ireland

Situation analysis 27 October 2021

Coronavirus COVID-19 Public Health Advice

- Incidence increasing at a concerning rate
  - Cases (7-day average) 2043, up from 1,888 one week ago, and 1,631 two weeks ago
  - 14-day incidence 578 per 100,000
  - Incidence increasing across all age groups
    - Highest in those aged 5-12 years, slowest growth in those aged 13-24 years
  - 503 in hospital, 101 in ICU, 53 ventilated
    - Significant pressure in hospitals including cancellation of elective activity
    - Staff absence and outbreaks in nursing homes
  - Test positivity increasing across all age groups
- Growth rate
  - Bank holiday and mid-term lead to delayed presentations and underestimates of growth rate
  - Cases: 1-4% per day
  - Numbers in hospital: +1-2% per day
- Future trajectory very uncertain – significant risk to health service operations
- Individual, institutional and sectoral attention to risk mitigation
- Need for strengthened communication, sectoral compliance and promotion of safe measures across all sectors vital