An Roinn Tithíochta,
Rialtais Áitiúil agus Oidhreachta
Department of Housing,
Local Government and Heritage

# Department of Housing, Local Government and Heritage

# Monthly Homelessness Report

# August 2023

Prepared by the Department of Housing, Local Government and Heritage

**gov.ie/housing**

## Details of adults accessing local authority managed emergency accommodation during the week of 21-27 August 2023[1]

| Region | *Adults* | *(of which) Single Adults* | *Male* | *Female* |
|---|---|---|---|---|
| **Dublin** | 6,305 | 3,966 | 3,910 | 2,395 |
| **Mid-East** | 438 | 299 | 222 | 216 |
| **Midlands** | 162 | 105 | 87 | 75 |
| **Mid-West** | 396 | 278 | 229 | 167 |
| **North-East** | 183 | 121 | 99 | 84 |
| **North-West** | 122 | 101 | 80 | 42 |
| **South-East** | 242 | 192 | 157 | 85 |
| **South-West** | 577 | 418 | 364 | 213 |
| **West** | 371 | 210 | 207 | 164 |
| **TOTAL** | **8,796** | **5,690 (65%)** | **5,355 (61%)** | **3,441 (39%)** |

[1] The Department was notified of an error in the recording of individuals in emergency accommodation in the Dublin Region leading to an overstatement of previously published figures. The August figures have been adjusted to reflect the revised data received from DRHE. Please see the links below for further information.

Statement from the Department in relation to the August 2023 Emergency Accommodation report; Press Release Regarding Data Correction of Dublin Region Monthly Homeless Figures – 29/09/2023

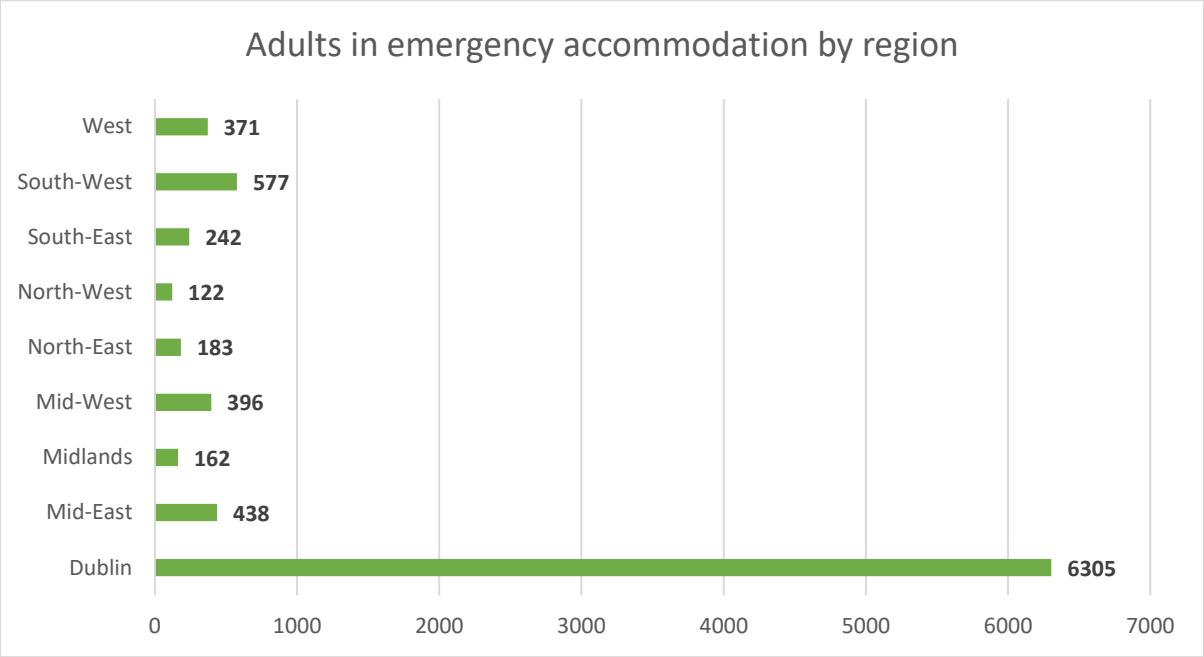
Adults in emergency accommodation by region
West
371
South-West
577
South-East
242
North-West
122
North-East
183
Mid-West
396
Midlands
162
Mid-East
438
Dublin
6305
0
1000
2000
3000
4000
5000
6000
7000

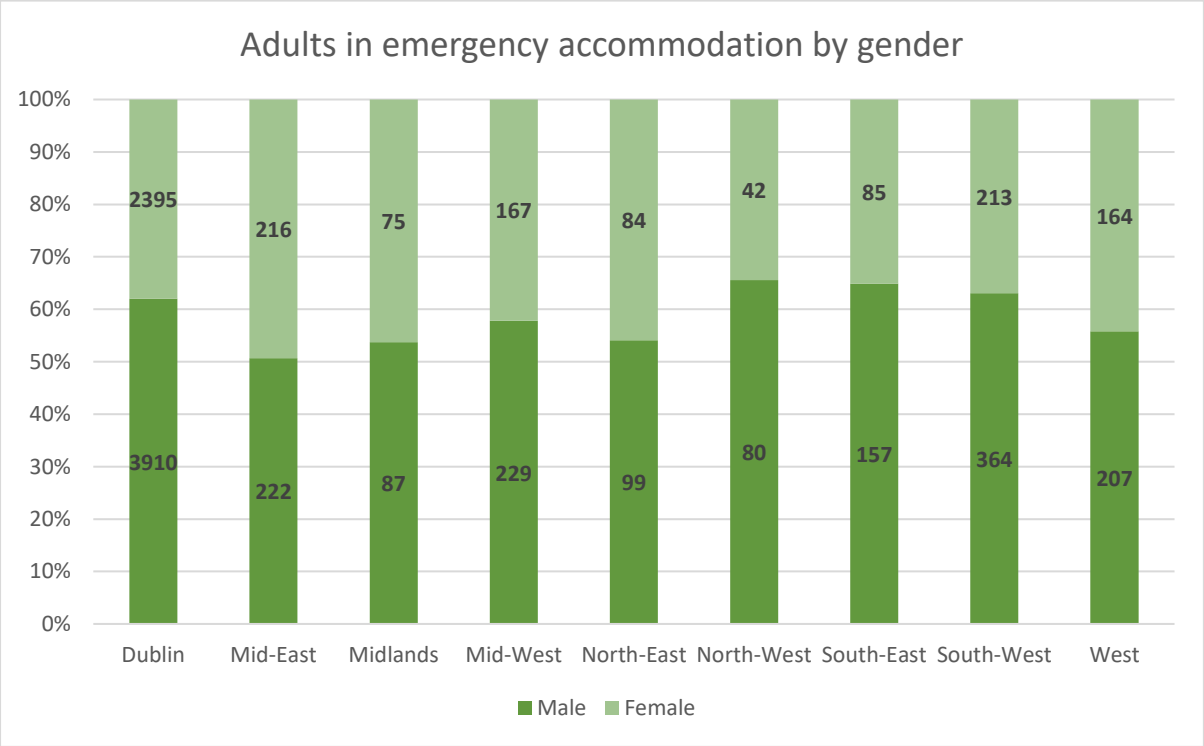
Adults in emergency accommodation by gender
100%
90%
80%
70%
60%
50%
40%
30%
20%
10%
0%
2395
3910
216
222
75
87
167
229
84
99
42
80
85
157
213
364
164
207
Dublin
Mid-East
Midlands
Mid-West
North-East
North-West
South-East
South-West
West
Male
Female

| Region | *Ages 18-24* | *Ages 25-44* | *Ages 45-64* | *Ages 65+* |
|---|---|---|---|---|
| **Dublin** | 1,129 | 3,324 | 1,752 | 100 |
| **Mid-East** | 85 | 197 | 136 | 20 |
| **Midlands** | 29 | 76 | 52 | 5 |
| **Mid-West** | 53 | 222 | 113 | 8 |
| **North-East** | 32 | 95 | 47 | 9 |
| **North-West** | 14 | 75 | 29 | 4 |
| **South-East** | 31 | 141 | 62 | 8 |
| **South-West** | 72 | 341 | 152 | 12 |
| **West** | 75 | 179 | 107 | 10 |
| **TOTAL** | **1,520 (17%)** | **4,650 (53%)** | **2,450 (28%)** | **176 (2%)** |

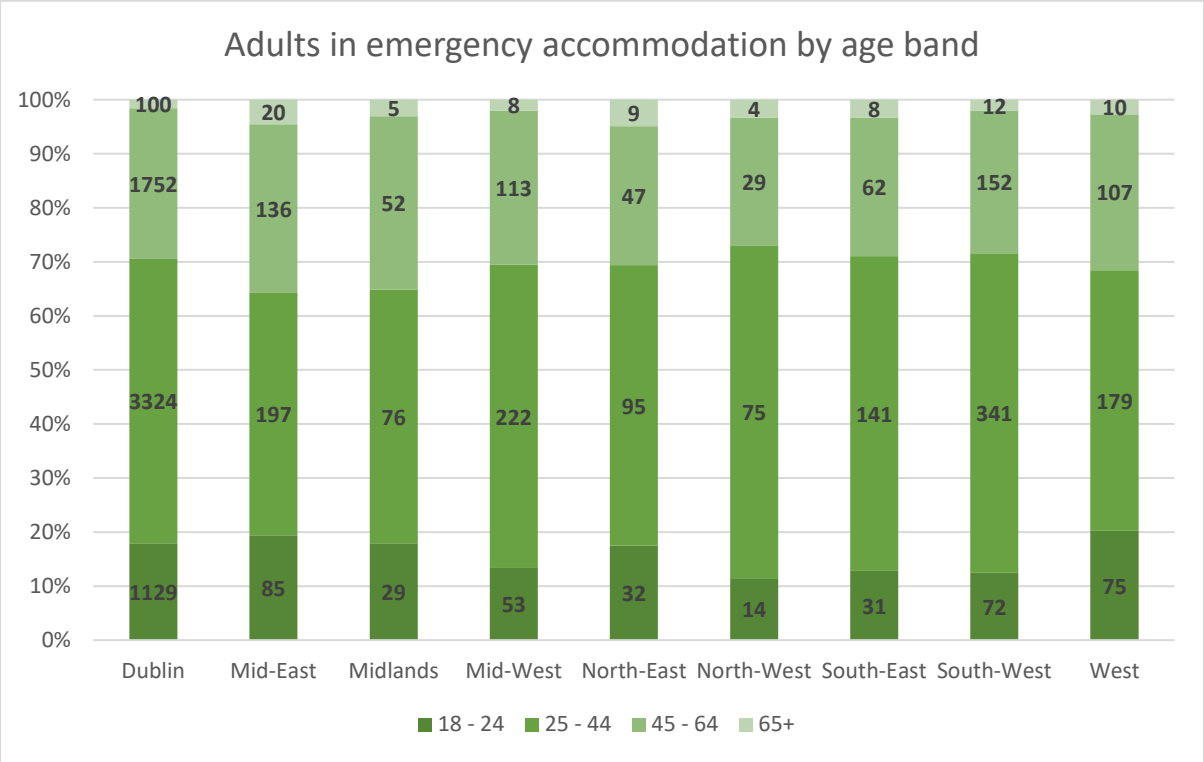


| *Accommodation Types** | | | | |
|---|---|---|---|---|
| **Region** | ***PEA*** | ***STA*** | ***TEA*** | ***Other*** |
| **Dublin** | 3,823 | 2,446 | 36 | 0 |
| **Mid-East** | 269 | 164 | 5 | 3 |
| **Midlands** | 124 | 0 | 37 | 1 |
| **Mid-West** | 117 | 262 | 20 | 0 |
| **North-East** | 96 | 74 | 2 | 14 |
| **North-West** | 73 | 32 | 17 | 0 |
| **South-East** | 67 | 176 | 0 | 0 |
| **South-West** | 390 | 188 | 0 | 0 |
| **West** | 273 | 95 | 2 | 1 |
| **TOTAL** | **5,232** | **3,437** | **119** | **19** |

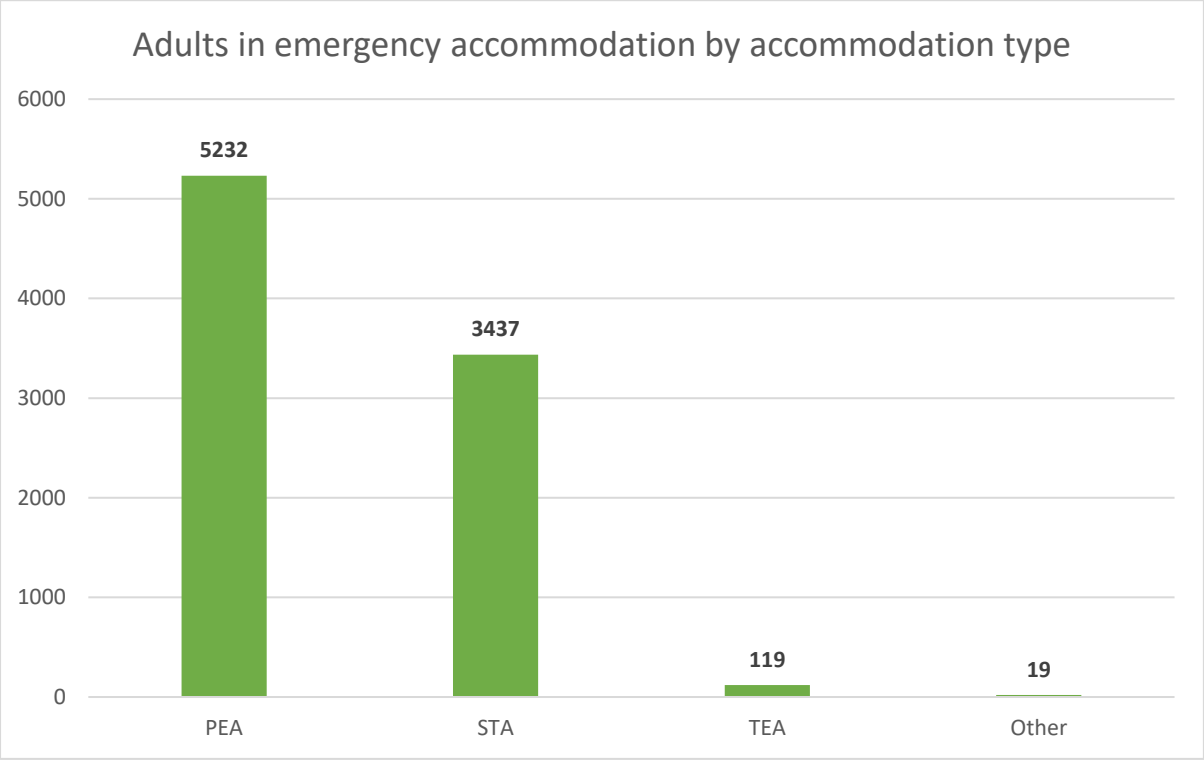


* Note: clients may have accessed multiple accommodation types during the week

| Citizenship | | | |
|---|---|---|---|
| **Region** | ***Irish*** | ***EEA/UK*** | ***Non-EEA*** |
| **Dublin** | 3,247 | 1,600 | 1,458 |
| **Mid-East** | 292 | 87 | 59 |
| **Midlands** | 122 | 18 | 22 |
| **Mid-West** | 307 | 51 | 38 |
| **North-East** | 118 | 30 | 35 |
| **North-West** | 99 | 17 | 6 |
| **South-East** | 202 | 29 | 11 |
| **South-West** | 405 | 89 | 83 |
| **West** | 294 | 46 | 31 |
| **TOTAL** | **5,086 (58%)** | **1,967 (22%)** | **1,743 (20%)** |

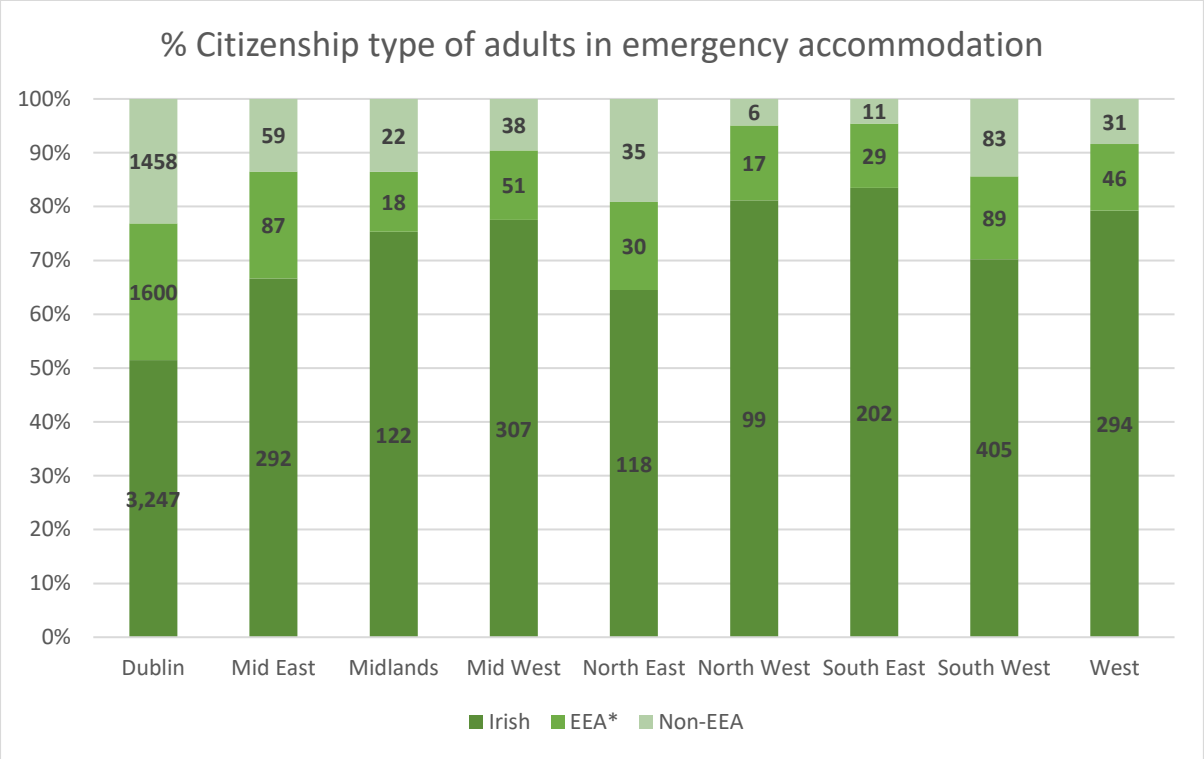

# Adults in Emergency Accommodation

21-27 August Adults in Emergency Accommodation

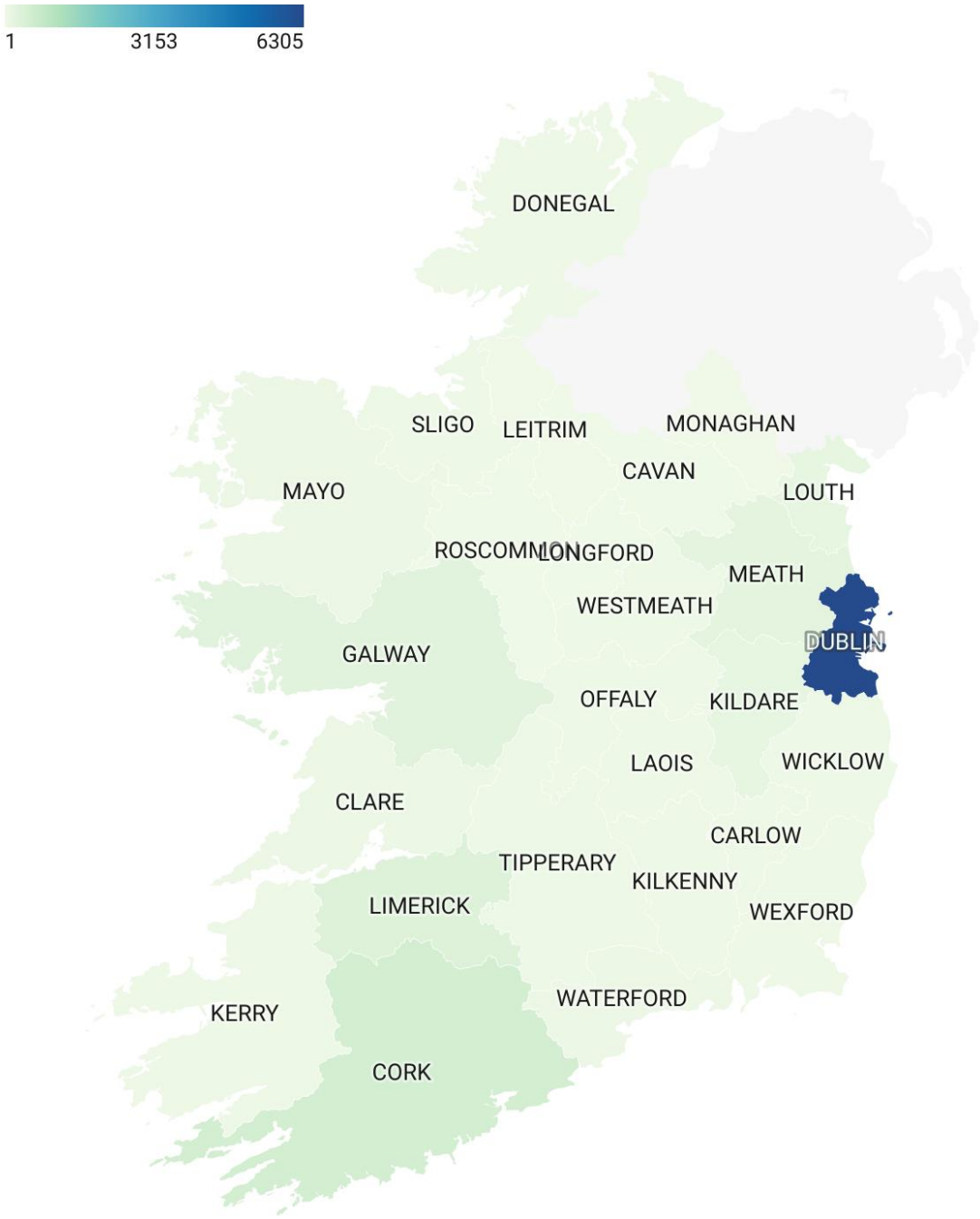


Map: Department of Housing, Local Government and Heritage • Source: Department of Housing, Local Government and Heritage • Created with Datawrapper

## Adults accessing emergency accommodation by county during the week of 21-27 August 2023

| Counties[2] | | |
|---|---|---|
| **Dublin** | **Dublin** | **6,305 (72%)** |
| **Mid-East** | Kildare | 161 |
| | Meath | 229 |
| | Wicklow | 48 |
| | **Sub-Total** | **438 (5%)** |
| **Midlands** | Laois | 29 |
| | Longford | 22 |
| | Offaly | 57 |
| | Westmeath | 54 |
| | **Sub-Total** | **162 (2%)** |
| **Mid-West** | Clare | 65 |
| | Limerick | 331 |
| | **Sub-Total** | **396 (4%)** |
| **North-East** | Louth | 161 |
| | Monaghan/Cavan | 22 |
| | **Sub-Total** | **183 (2%)** |
| **North-West** | Donegal | 55 |
| | Leitrim | 10 |
| | Sligo | 57 |
| | **Sub-Total** | **122 (1%)** |
| **South-East** | Carlow | 35 |
| | Kilkenny | 45 |
| | Tipperary | 39 |
| | Waterford | 79 |
| | Wexford | 44 |
| | **Sub-Total** | **242 (3%)** |
| **South-West** | Cork (Cork City and County councils) | 538 |
| | Kerry | 39 |
| | **Sub-Total** | **577 (7%)** |
| **West** | Galway (Galway City and County councils) | 279 |
| | Mayo | 75 |
| | Roscommon | 17 |
| | **Sub-Total** | **371 (4%)** |
| **National** | | **8,796 (100%)** |

[2] Where fewer that ten individuals are recorded in a county, data are aggregated in line with best practice described in the Irish Statistical System Code of Practice (ISSCOP).

## Families accessing emergency accommodation during the week of 21–27 August 2023

| Region | Total Families | (of which) single parent families | Total Adults | Total child dependants |
|---|---|---|---|---|
| **Dublin** | 1,370 | 753 | 2,339 | 2,964 |
| **Mid-East** | 90 | 49 | 139 | 159 |
| **Midlands** | 39 | 22 | 57 | 69 |
| **Mid-West** | 88 | 63 | 118 | 139 |
| **North-East** | 38 | 24 | 62 | 87 |
| **North-West** | 17 | 14 | 21 | 44 |
| **South-East** | 40 | 31 | 50 | 59 |
| **South-West** | 100 | 62 | 159 | 195 |
| **West** | 104 | 55 | 161 | 179 |
| **TOTAL** | **1,886** | **1,073 (57%)** | **3,106** | **3,895** |

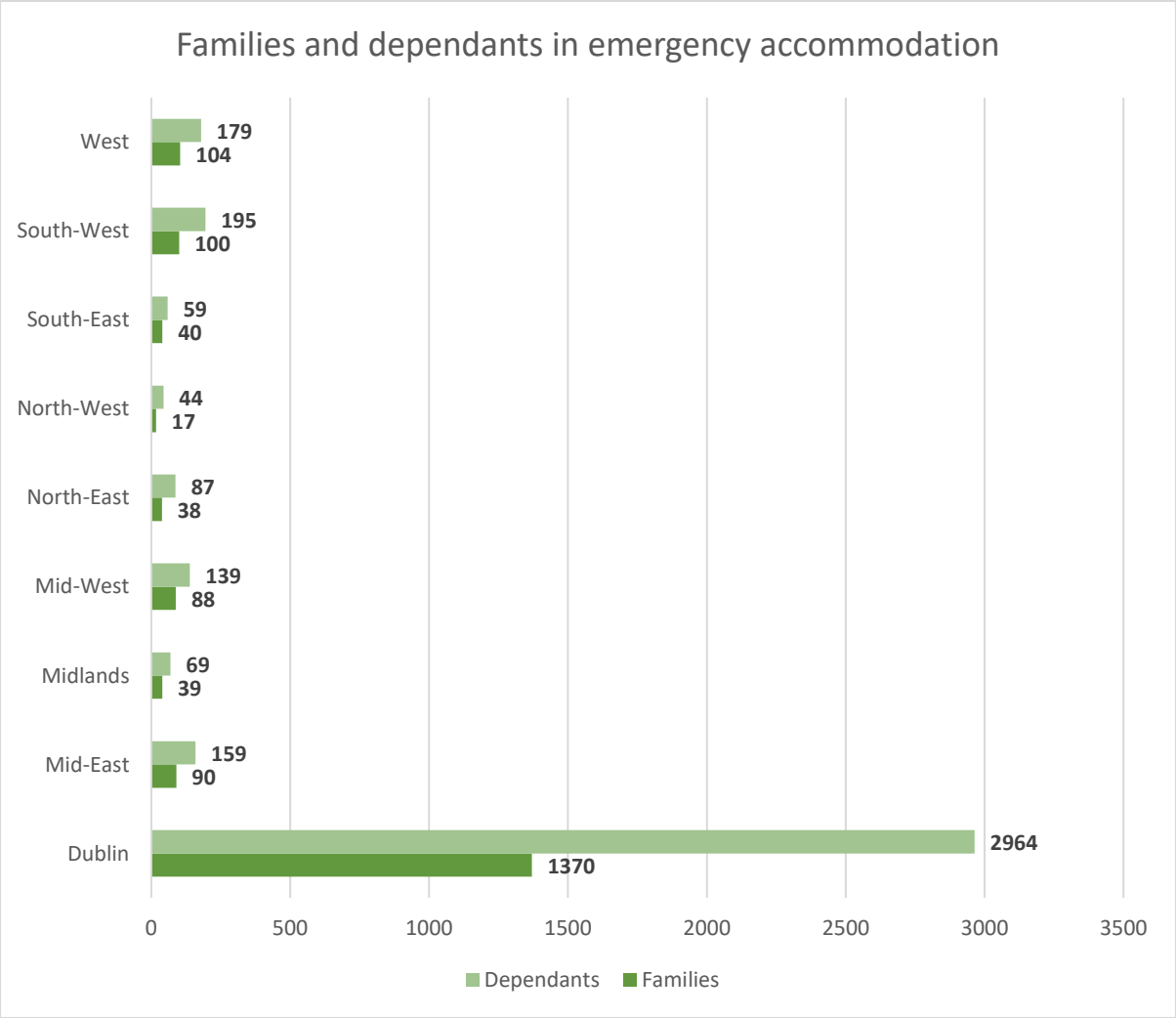

# Quarter 2 Progress Report data

## Exits and Preventions Q2 2023

During Quarter 2, a combined total of 1,572 adults, as well as their dependants, exited or were prevented from entering emergency accommodation by way of a tenancy being created, an increase of 18% on the same period last year.

| Adults exiting emergency accommodation | | |
|---|---|---|
| | **Q2 2022** | **Q2 2023** |
| Local authority lettings | 222 (33%) | 204 (30%) |
| AHB lettings/LTSA | 217 (32%) | 259 (37%) |
| Private rented HAP | 240 (35%) | 227 (33%) |
| | 679 | 690 |

| Adults prevented from entering emergency accommodation | | |
|---|---|---|
| | **Q2 2022** | **Q2 2023** |
| Local authority lettings | 71 (11%) | 309 (35%) |
| AHB lettings/LTSA | 101 (16%) | 119 (14%) |
| Private rented HAP | 477 (73%) | 454 (51%) |
| | 649 | 882 |

## Housing First

| **Region** | **Total tenancies created in Q2 2023** | **Total number of individuals currently in a tenancy** | **Total number of tenancies created under current Plan 2022-2026** |
|---|---|---|---|
| Dublin | 22 | 495 | 150 |
| Mid-East | 12 | 64 | 46 |
| Midlands | 3 | 42 | 21 |
| Mid-West | 3 | 35 | 18 |
| North-East | 4 | 41 | 17 |
| North-West | 1 | 25 | 8 |
| South-East | 11 | 91 | 39 |

| | | | |
|---|---|---|---|
| South-West | 5 | 73 | 51 |
| West | 3 | 57 | 22 |
| Total | **64** | **923** | **372** |

## Rough Sleeper Count Dublin

The Dublin rough sleeper count for spring 2023, that was carried out over the week of 6-12 March, was published on 17 April. It reports a reduction in rough sleeping since winter 2022. The total number of unique individuals engaged with by Outreach Teams during the count week was 83, which represents a reduction of 8 persons (9%) on the same period last year, with 91 individuals found to be rough sleeping during both the Spring and Winter 2022 counts.

## Homeless statistics and regional structures

The Department's official homelessness statistics are published on a monthly basis and refer to the number of homeless persons accommodated in emergency accommodation funded and overseen by housing authorities during a specific count week, typically the last full week of the month. The reports are produced through the Pathway Accommodation & Support System (PASS), collated on a regional basis and compiled and published by the Department. Homelessness reporting commenced in this format in 2014.

Monthly homelessness data are published to www.housing.gov.ie on the last working Friday of every month. These data are also available in open format on www.data.gov.ie and are made available under the Creative Commons CC BY 4.0 License, and are available for reproduction elsewhere, subject to appropriate credit being given to the Department of Housing, Local Government and Heritage.

The administration of homeless services is organised across nine administrative regions, with one local authority in each of the regions, "the lead authority", having overall responsibility for the disbursement of Exchequer funding. In each region a Joint Homelessness Consultative Forum exists which includes representation from the relevant State and non-governmental organisations involved in the delivery of homeless services in a particular region. Delegated arrangements are governed by an annually agreed protocol between the Department and the lead authority in each region. These protocols set out the arrangements, responsibilities and financial/performance data reporting requirements for the delegation of funding from the Department.

Under *Sections 38 and 39 of the Housing (Miscellaneous Provisions) Act 2009* a statutory Management Group exists for each regional forum. This is comprised of representatives from the relevant housing authorities and the Health Service Executive, and it is the responsibility of the Management Group to consider issues around the need for homeless services and to plan for the implementation, funding and co-ordination of such services.

## Glossary:

PEA - Private Emergency Accommodation: include hotels, B&Bs and other residential facilities that are used on an emergency basis. Supports are provided to services users on a visiting supports basis.
STA - Supported Temporary Accommodation: accommodation, including family hubs, hostels, with onsite professional support.
TEA - Temporary Emergency Accommodation: emergency accommodation with no (or minimal) support

| Region | Lead Authority | Local Authorities in region |
|---|---|---|
| **Dublin** | Dublin City Council | Dublin City Council |
| | | Dun Laoghaire Rathdown County Council |
| | | Fingal County Council |
| | | South Dublin County Council |
| **Mid-East** | Kildare County Council | Kildare County Council |
| | | Meath County Council |
| | | Wicklow County Council |
| **Midlands** | Westmeath County Council | Laois County Council |
| | | Longford County Council |
| | | Offaly County Council |
| | | Westmeath County Council |
| **Mid-West** | Limerick City and County Council | Clare County Council |
| | | Limerick City and County Council |
| **North-East** | Louth County Council | Louth County Council |
| | | Cavan County Council |
| | | Monaghan County Council |
| **North-West** | Sligo County Council | Donegal County Council |
| | | Leitrim County Council |
| | | Sligo County Council |
| **South-East** | Waterford City and County Council | Carlow County Council |
| | | Kilkenny County Council |
| | | Tipperary County Council |
| | | Waterford City and County Council |
| | | Wexford County Council |
| **South-West** | Cork City Council | Cork City Council |
| | | Cork County Council |
| | | Kerry County Council |
| **West** | Galway City Council | Galway City Council |
| | | Galway County Council |
| | | Mayo County Council |
| | | Roscommon County Council |

## gov.ie/housing