Meat and Milk Policy Division Issued 18th January 2024

Guidance to Food businesses operators (FBOs) exporting milk and dairy products to Great Britain (GB) including guidance to generate an Export Health Certification on the TRACES-NT system.

1. Introduction

The United Kingdom left the European Union on 31 January 2020 after both sides concluded a Withdrawal Agreement to facilitate an orderly departure. As the UK is no longer part of the EU Single Market and Customs Union, new procedures apply for businesses moving goods to, from or through the UK, excluding Northern Ireland.

The Protocol on Ireland/Northern Ireland, which forms part of the Withdrawal Agreement means that no new procedures apply to goods moving between Northern Ireland and Ireland or the other Member States of the European Union. In February 2023 the EU and the UK reached agreement on the Windsor Framework, a new way forward on the Protocol on Northern Ireland.

In August 2023 the UK Government announced its new approach to controlling imports of goods to Great Britain from the EU (including Ireland) in the UK Border Target Operating Model (TOM) which will apply from 31st January 2024. The new UK controls will have implications for all Irish exporters to Great Britain, particularly agri-food exporters, including those using the UK Landbridge. As the UK is no longer part of the EU Single Market and Customs Union, new procedures apply for businesses moving goods to, from or through the UK, excluding Northern Ireland

It is vital that impacted businesses in Ireland are prepared for the new import controls that will be applicable to Products of Animal Origin (POAO) after 31st January 2024. It is the responsibility of the FBO to be prepared and to speak to everyone in their supply chain including transport and logistics providers and customers in Great Britain to examine what adjustments will be needed to comply with the new UK requirements.

This guidance note aims to provide details of the requirements so FBOs can comply with the UK requirements. Further information can also be found at the DAFM YouTube channel - https://youtu.be/pxKXldmL7Jw

2. Border Target Operating Model (BTOM)

The BTOM outlines the UK governments import controls for goods arriving to Britain from Ireland and the EU. It includes provisions related to customs and Sanitary and Phytosanitary (SPS) requirements for imports of goods from the EU, including Ireland.

Irish exporters moving goods to, or through, the United Kingdom (UK), excluding Northern Ireland, must comply with:

- Irish customs export formalities that have applied since 1 January 2021.
- UK requirements for Sanitary and Phytosanitary (SPS) movements.
- UK import customs requirements.

UK requirements for imports from Ireland will be introduced on a phased basis from the end of January 2024 in line with the schedule outlined below.

DEFRA business leaflets can be found in the following link: Border Target Operating Model: information leaflets for businesses - GOV.UK (www.gov.uk)

3. BTOM Important dates

There are 3 main dates that should be noted:

1. **31st January 2024**

- Imports of products of animal origin and animal by products from Ireland to Great Britain (GB) will need to be pre-notified (24 hours) on the UK's SPS import system **IPAFFS** .
- Export health certificates **will be required** for medium risk products of animal origin and animal by products imported to GB from the EU including Ireland.
- Full customs formalities will apply to goods moving directly from Ireland into ports in GB.
- From 31 January 2024, it is possible that goods identified as non-complaint can be subject to enforcement action. In this case, the goods could be destroyed without compensation if they pose a risk.

Notes:

- *UK import declarations will need to be pre-lodged and notified using the Goods Vehicle Management System (GVMS) . Hauliers who move goods through UK ports which use the GVMS will need to register for the service. This will help to ensure that goods are processed through customs without delay.*
- *From 31st January to 30th April, DEFRA will be carrying out randomly selected documentary checks for medium risk animal products from the EU/EFTA regions, however good will not be held for inspection and no charges will be levied. Importers will receive feedback where their consignment is selected.*
- *Irish/EU goods moving to GB via NI ports are subject to the same import requirements as would apply to those goods if they were moving via Irish ports.*

2. **30th April 2024**

- Documentary and risk-based identity and physical checks at the border will be introduced for medium risk animal products and high-risk food and feed of non-animal origin imported to Great Britain from the EU (**excluding Ireland**).

Note: *Wooden pallets standard requirement is ISPM15 compliance, Provided the ISPM 15 heat treated pallets are not broken they can be re-used.*

3. **31st October 2024**

- Safety and Security declarations for EU imports will come into force.
- Documentary and risk-based identity and physical checks will apply to **medium risk animal products** and high-risk food and feed of non-animal origin **from Ireland** will be introduced at ports on the west coast of Great Britain.

Note: DEFRA is providing anonymised feedback summaries to the wider stakeholder community detailing common errors after 31st January. The feedback will give indication to traders and other stakeholders of the potential consequences of errors and the action PHA inspectors may undertake should these errors occur

4. BTOM Risk Categories

The UK government has defined the import risk categories for animal and animal product imports from the EU to Great Britain along with the import rules for each category.

There are 3 BTOM risk categories:

- **Low**
- **Medium**
- **High**

From 31st January 2024 the following rules apply for the different risk categories of Products of Animal Origin (POAO) and Animal by product (ABP):

Low Risk

(Products of Animal Origin that are shelf stable at ambient temperature, Composite products (excluding infant formula), non-raw dairy products (i.e. heat-treated dairy products), Animal By products - Milk and milk-based products not for human consumption and not going for animal feed)

- Prenotification to the authorities 24 hours in advance of arrival through the UKs IPAFFS unless 4-h derogation is pre-approved with the relevant UK Port Health Authority.
- Must be accompanied by a commercial document from the supplier.
- There will be a provision for intelligence led intervention by the UK authorities on low-risk products.
- No export health certificate required.
- Low risk consignments will not be subjected to routine documentary, identity and physical checks - these will be introduced after 31st October 2024.

Medium Risk

(Raw milk, dairy products made from raw milk, Infant Formula, Follow on Formula, Food for Special Medical Purposes, and baby foods, Animal by products - Milk and milk-based products not for human consumption, for animal feed use e.g. dairy powders used for calf milk replacer)

- Prenotification to the authorities 24 hours in advance of arrival through the UKs IPAFFS unless 4-h derogation is pre-approved with the relevant UK Port Health Authority.
- An export health certificate is required. This is applied for by the exporter on TRACES NT and issued by the competent authority in the country where the goods originate. The e-signed and e-sealed export health cert from TRACES NT must be uploaded onto the IPAFFS system as part of the pre-notification process.
- From 31st January 2024 these products may be subject to physical import checks.

High risk *(no dairy products in the high-risk category currently)*

- Prenotification to the authorities 24 hours in advance of arrival through the UKs IPAFFS unless 4-h derogation is pre-approved with the relevant UK Port Health Authority.
- An export health certificate is required. This is applied for by the exporter on TRACES NT and issued by the competent authority in the country where the goods originate.
- Most high-risk consignments are already subject to physical import checks. These will continue after 31st January 2024.

5. Transit/GB Landbridge movements of goods

For Landbridge movements / transit movements, medium risk animal & animal products will require an export health certificate. Pre-notification of all transits of animal products (UK low, medium, and high-risk category) is required on IPAFFS. The name of this pre-notification is a CHED but it is complete on IPAFFS.

For animal products transiting GB Landbridge:

- High, medium and low risk animal products transiting GB will require pre notification via IPAFFS.
- High risk and Medium risk animal products will also require a transit export health certificate.
- High risk and Medium risk animal products will be subject to entry and exit identity and physical checks at UK Border Control Posts (at a date TBC by UK Government, for goods from Ireland this will not commence before 31st October 2024).
- Low risk animal products will not require health certificates or be subject to routine checks at UK BCPs. However, they may be subject to non routine/ intelligence led checks by UK Authorities

For up-to-date information on moving goods using the Landbridge, please click **here**.

If your business is using groupage logistics for your exports to GB or via GB land bridge you need to confirm who in your supply chain is responsible for meeting each UK import requirement including pre-notification and export health certification if required.

Hauliers/logistics providers with consignments for export to GB or via GB land bridge should not attend Dublin Port or any port of exit from Ireland without a valid UK Goods Movement Reference (GMR) as the shipping company will not allow them to board the ferry to GB without this and there is no capacity at ports to wait while these formalities are completed.

***Note**: If you use the UK Landbridge, DAFM advises that you immediately notify your local Dairy Produce Inspector.*

6. Import notifications on IPAFFS *(Import of Products, Animals, Food and Feed System (IPAFFS)*

Import notification means giving advance notice to the responsible authority for good that arrive in Great Britain. Notification of imports in advance of arrival in Great Britain is already in place for EU and non-EU countries and will be introduced for EU imports from the island of Ireland from January 31st, 2024. An import notification must be made by the person responsible for the consignment to the authorities one working day before the expected arrival of the goods. An import notification can be made up to 30 days before arrival.

IPAFFS is the system used to notify the arrival of imports of live animals, animal products and high-risk food and feed not of animal origin into GB. There is no charge for using the IPAFFS service. IPAFFS is separate and not linked to the TRACES-NT system.

It is the responsibility of the GB importer or a representative acting on their behalf to register for IPAFFS to pre-notify the relevant authority of the goods' arrival. In making the notification that person or organisation becomes responsible for the consignment on its arrival in GB, including any follow up actions required and therefore needs to be based in the UK. It is the responsibility of all Irish food businesses that wish to export to Great Britain to ensure that the pre-notifications are carried out. The requirements for IPAFFS notifications including for low risk goods are set out in UK guidance: UK Guidance on IPAFFS Pre-Notification.

- The import notification (CHED) required for exporting to GB must be made on the UK IPAFFS system
- Products from all risk categories require 24-hour pre-notification on the UKs IPAFFS to notify authorities before the goods arrive in Great Britain. This is required even if the product does not require an export health cert. UK authorities' guidance on IPAFFS pre-notification states that the 24-hour guideline applies to both imports to GB and transit movements via the GB land bridge.
- UK authorities' guidance on IPAFFS Pre-notification states that it can take place up to 30 days in advance of the movement in GB.
- UK authorities have stated the requirement for pre-notification to be made on IPAFFS must be completed by an entity with a UK address.
- The 4-hour derogation may be possible from 30th April 2024, but food businesses need to contact the Port Health Authority at the port of entry you will be using if logistical constraint, apply to your consignment such as short shelf life. Please arrange this in advance with the Port Health Authority.
- For pre-notification of consignments on the UK's IPAFFS, it is a requirement for all food businesses to be **registered on TRACES** (The EU Trade Control and Expert System) to ensure they are included on the "**approved list of establishments**"* allowed to export to the UK
- Export health certs are required to be uploaded on IPAFFS and must be downloaded as pdf version directly from TRACES to ensure that the certificate contains the valid e-signature and remains an e-sealed cert. In certain cases the exporter will need to forward the PDF to the person submitting the import notification so that it can be attached to the IPAFFS notification.
- From 31 January 2024, the import notification that you create and submit on the IPAFFS will be changing from an IMP to a Common Health Entry Document (CHED) Part 1. IPAFFS will create this automatically.
- The UK based person/entity who has completed IPAFFS pre-notification is the Operator Responsible for the Consignment (RFC) and is the one who the UK will interact with should issues arise with the consignment.
- A transport company that has a UK address and a UK Government Gateway account can make IPAFFS pre-notification. By making this notification they are considered to be the Operator Responsible for the Consignment (RFC) in the UK and UK authorities will engage with them on any issues related to the consignment.
- An IPAFFs reference number is not required on Export Health Certificates.
- If you need **technical help** with import notifications on IPAFFS, call the Animal and Plant Health Agency (APHA) helpline on 0330 041 6999, email APHAServiceDesk@apha.gov.uk

- If you need help to complete import notifications on IPAFFS for live animals or POAO, email imports@apha.gov.uk

***Note on the registration of establishments on TRACES**

UK import Authorities expect exporting establishments to be listed on the TRACES establishment list (LMS) for the specific activity of the exporter as per TRACES guidelines/EU rules, for example processing plant, cold storage etc. This listing will also allow for the FBO to be selected on the relevant Export Health Certificate.

7. Export Health Certification

From 31st January 2024, exports of medium risk Products of Animal Origin and Animal by product (Milk products) to Great Britain require an export health cert. Export certification will be on TRACES.

Note: Export certification to GB will begin at midnight of the 31st January

It is critical that each food business exporting to GB confirms who in their supply chain is responsible for applying for an export health certificate (if required by UK). Each food business should consult with their local Dairy Produce Inspector appropriately to agree the process for provision of certification. Contact DairyProduceInspector.Certification@agriculture.gov.ie if necessary with queries

DAFM estimates that the turnaround time for dairy certs is 48 hours, but this depends on the level of check required on a cert by the certifying officer and exporters are advised to apply for certs on TRACES-NT well in advance to allow relevant checks to be completed by DAFM officials.

In respect of export health certificates, those generated on EU TRACES system for animal products which are e-sealed and e-signed do not need to travel with the consignment. However, where paper version of certificate is used and physically signed by certifying officer this original signed document will need to travel with the consignment.

The following products of animal origin (POAO) and animal by product (ABP) are classified as medium risk in the TOM therefore from 31st January 2024 will require export health certs:

- Infant formula, follow on formula, food for special medical purposes (FSMP) and baby food
- Dairy products and colostrum-based products for human consumption, preserved at frozen or chilled temperatures – which contain raw milk
- Milk for human consumption (raw milk)
- Animal by products - Milk and milk-based products not for human consumption, for animal feed use

Information on the export health certificates including model certificates is available here. The certificates are only valid for imports into Great Britain. Individual health certificates vary according to the consignments. The certificate on TRACES will identify what consignment information is mandatory or optional. All boxes/fields marked with an asterisk *are mandatory. Further details on how to complete the details on an export cert are available in Annex 1 of this document.

Pick the correct certificate?

The following certs should be used for products of animal origin categorised as medium risk in the BTOM *(information correct as at 1/2/24*).

Table 2c. Dairy products and milk

1. Milk for human consumption (Raw Milk)

- GBHC 410 – Model health certificate for raw milk from third countries or parts thereof authorised in column A intended for further processing before being used for human consumption (Milk-RM)

2. Dairy products and colostrum-based products for human consumption, preserved at frozen or chilled temperatures (Category II) – which contain raw milk (Raw Milk Dairy products)

- GBHC 411 – Model health certificate for dairy products derived from raw milk for human consumption, from third countries or parts thereof authorised in column A (Milk-RMP)

Table 2i. Other POAO

1. Infant Formula, Follow on Formula, Food for Special Medical Purposes and Baby Food

- GBHC 440 – Model health certificate for composite products intended for human consumption (COMP)

Note: Annex 3 contains the document "Supporting information for the certification of infant formula, follow on formula and food for special medical purposes" that is required to be submitted as supporting document on TRACES with each application for export of these products to support certification by the Dairy Produce Inspectors

Transit / Storage

1. Raw milk / Raw milk dairy products

- GBHC 415 – Model health certificate for raw milk, colostrum, dairy products or colostrum-based products for human consumption, intended for transit or storage (M/C/DP-T/S)

2. Infant Formula, Follow on Formula, Food for Special Medical Purposes and Baby Food

- GBHC 441 – Model health certificate for transit or storage of composite products intended for human consumption (COMP-T/S)

Note: Annex 3 contains the document "Supporting information for the certification of infant formula, follow on formula and food for special medical purposes" that is required to be submitted as supporting document on TRACES with each application for export of these products to support certification by the Dairy Produce Inspectors

Table 3g. Animal by Product (ABP)

1. Milk products - Milk and milk-based products not for human consumption, for animal feed use

- GBHC 583 – Model health certificate for milk, milk-based products and milk-derived products not for human consumption (M-MP)

8. TRACES

From 31st January 2024 certification of consignments of medium risk product travelling into or through GB must be completed on the TRACES-NT platform. This system is separate to the DAFM Dairy Produce Certification System (DPCS) which is used for exports to all other Third Country markets.

The Trade Control and Expert System (TRACES) is the European Commission's online platform for sanitary and phytosanitary certification required for the importation of animals, animal products, food and feed of non-animal origin and plants into the European Union, and the intra-EU trade and EU exports of animals and certain animal products.

TRACES provides electronic certification which allows for e-certificates to be exchanged electronically, between the exporter, BCP operators/authorities of the importing and exporting countries

The UK's authorities have said that they will accept PDF versions of health and veterinary e-certificates provided they are issued from the TRACES system and contain the e signature and e seal.

Automated notifications of status updates to your application are available through the TRACES system once you have agreed their T&C's. Applicants should ensure that they have selected to be notified when certificates are issued or rejected.

For more information on TRACES, visit the following websites:

- European Commission: TRACES (europa.eu)
- Department of Agriculture, Food and the Marine: gov.ie - TRACES (www.gov.ie)

To assist industry in preparing for the use of TRACES, the DAFM Traces team has provided online TRACES Training sessions to food business operators and these are available on the Youtube account for the Department of Agriculture, Food and the Marine TRACES Unit Demonstrations videos.

9. Creating a TRACES-NT Account

Food Businesses that require certification for certain milk and dairy products for export to Great Britain will need to be registered on TRACES.

To get access to TRACES-NT you must first set up a TRACES-NT account to receive your EU Login details.

TRACES may then be accessed by entering your EU Login details in the following page:

https://webgate.ec.europa.eu/tracesnt/login

The Department of Agriculture Food and the Marine (DAFM) website at **gov.ie - TRACES (www.gov.ie)** has provided all the essential information to get started on TRACES NT and can be found in the following user guides:

- EU Login & role request for operators
- Adding users to your company account
- User guide on how to generate an Export Health Certificate for GB

OPT IN for notifications on TRACES

Automated notifications of status updates to your application are available through the TRACES system once you have agreed the T&C's.

It is important that certificate applicants ensure that they have signed up for notifications specifically relating to Export Health Certificates to ensure they will receive these automatic notifications that the health certificate has been accepted/ rejected. Applicants should ensure that they have selected to be notified about the status of certificates applications.

Details on how to opt in/out for notifications on TRACES are as follows:

1. **Log in to Traces NT and** In the top left corner click on your email address.

2. Click on "Edit you profile"

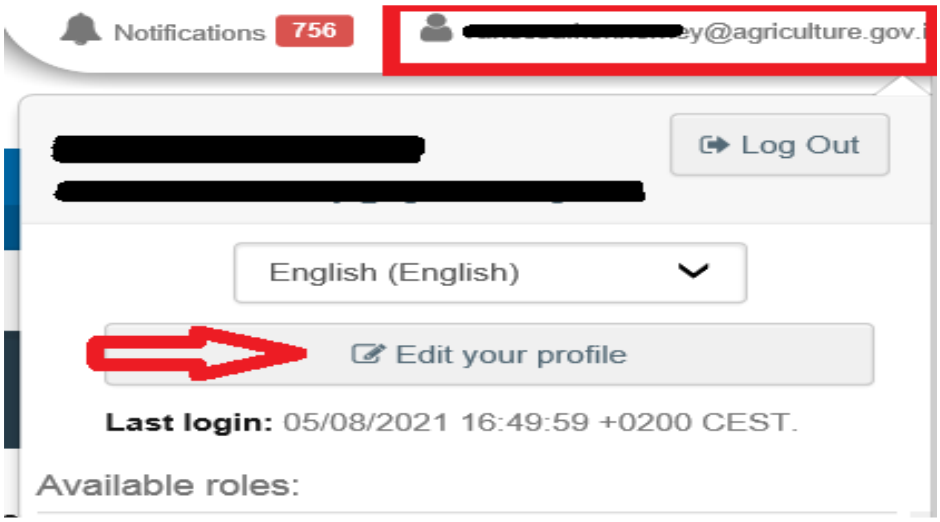

3. A list of Notification Preferences will appear on the right of your screen, select ☑ to receive notifications or de-select ☑ to stop receiving notifications.

4. When complete click "Save Preferences" at the top right of the page

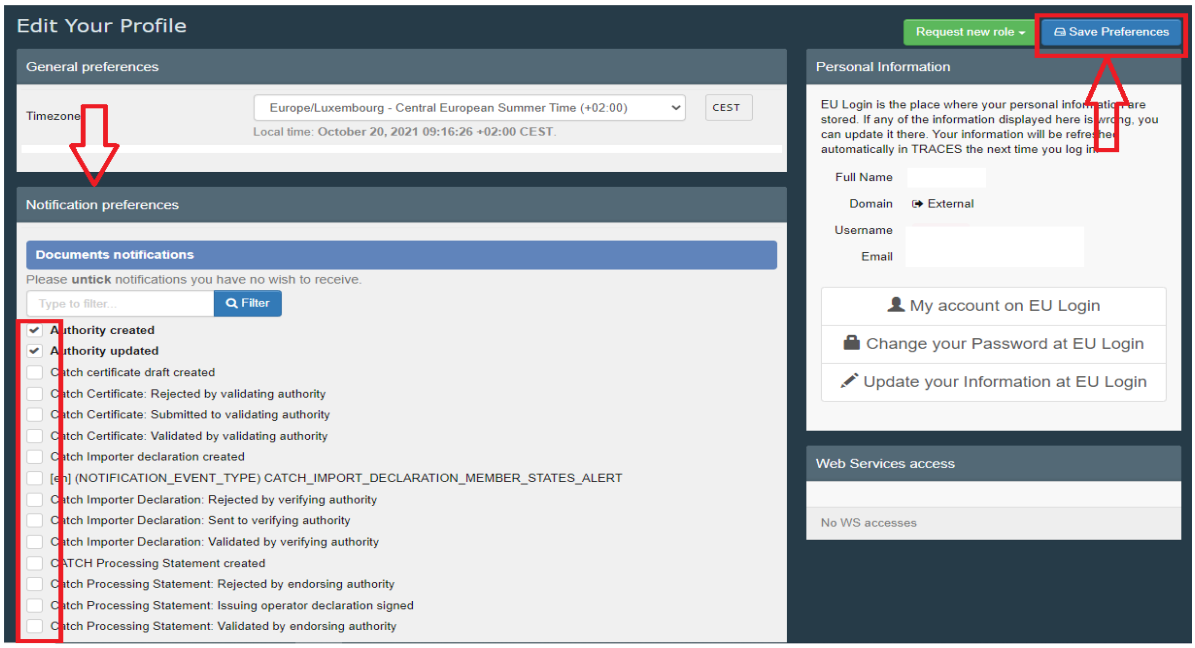

For more information on TRACES, visit the following websites:

- European Commission: TRACES (europa.eu)
- Department of Agriculture, Food and the Marine: gov.ie - TRACES (www.gov.ie)

To assist industry in preparing for the use of TRACES, the DAFM Traces team has provided online TRACES Training sessions to food business operators and these are available on the Youtube account for the Department of Agriculture, Food and the Marine TRACES Unit Demonstrations videos.

10. Generating an Export Health Certificate on TRACES-NT

Exporters will need to apply for an Export Health Certificate (EHC) through the TRACES-NT system. https://webgate.ec.europa.eu/tracesnt/login

An Export Health Certificate consists of two parts:

• Part 1 - Description of consignment: Filled-in by the economic operator and submitted to the competent authorities (DAFM) for endorsement. Guidance on completion of the EHC is available in Annex 1.

• Part 2 – Official controls carried out for certification: Filled-in by the Competent Authority (DAFM Veterinary Inspector/ Dairy Produce Inspector) at the place of departure to certify the applicable Animal Health and Sanitary requirements.

The certification process will operate as follows:

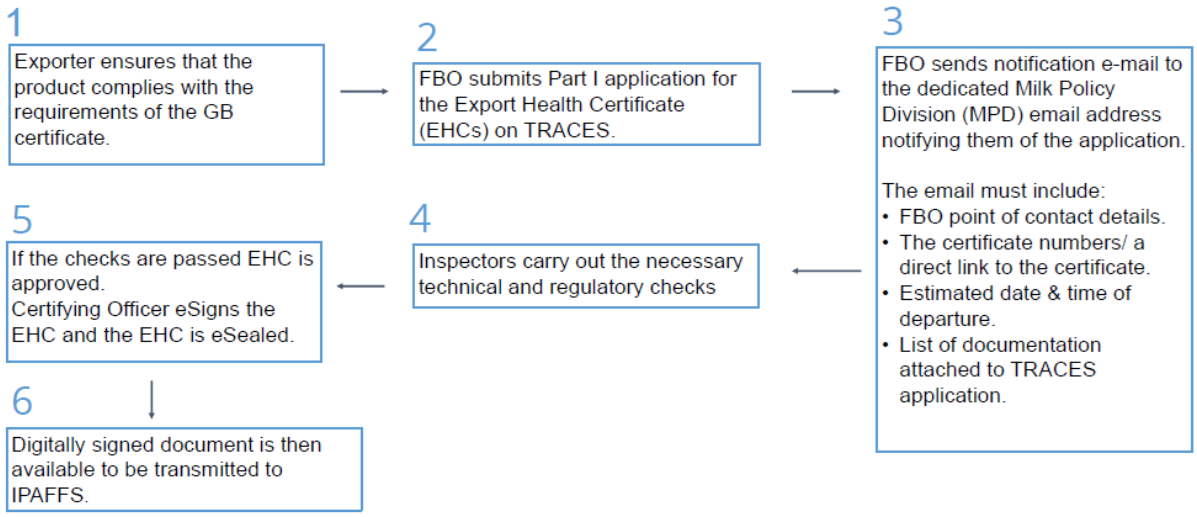

1. The exporter completes Part 1 of the export health cert on TRACES.
2. The applicant must e-mail DAFM Milk Policy team at the dedicated Brexit email address to notify DAFM of each application. DairyCertsGBTraces@agriculture.gov.ie

The applicant should apply for certs as soon as possible to allow for the relevant checks to be completed for each certificate. The applicant shall provide the local Dairy Produce Inspector/ Veterinary Inspector and Milk Policy Division (DairyCertsGBTraces@agriculture.gov.ie) in DAFM with a weekly schedule of exports for the following week. The estimated turn around time for dairy certs is 48 hours, however this may take longer depending on the verifications required by DAFM. Where possible applications for export health certs should be submitted before 12pm on the previous Friday afternoon for consignments travelling the following week and, where possible, applicants should be submitted a minimum 5-7 days before dispatch to enable consignment checks to be carried out.

The email must include the following:

i. FBO point of contact details.
ii. The certificate numbers/ a direct link to the certificate.
iii. Estimated date & time of departure.
iv. Place of dispatch.
v. List of documentation attached to TRACES application.

3. Additional information is required to be uploaded with each application for export health cert GBHC 440 for Infant Formula, Follow on Formula and Food for Special Medical Purposes. This information is required to allow the Dairy Produce Inspector to populate the required information into Part 2 of the certificate. See Annex 3
4. DAFM Dairy Produce Inspector / Veterinary Inspector carry out the necessary technical and regulatory checks. If the checks are satisfactory the export health cert is e-signed and e-sealed on TRACES. If the checks are unsatisfactory the inspector will reject the application on TRACES and the exporter will need to reapply for a new export health cert.
5. Once the EHC process is completed, the EHC will be available on the TRACES-NT system to the exporter.
6. The IE exporter must save the pdf copy from TRACES onto their IT system first and email this to the GB importer. Forwarding the scanned copy from TRACES directly without saving first will not contain the e-seal and will not be accepted by UK authorities.
7. The GB importer must upload the EHC onto IPAFFS before the consignment arrives in GB.
8. GB import documentary checks will occur remotely, with identity and physical checks undertaken at the Border Control Post (BCP) on a risk basis.
9. After the certificate has been issued by DAFM from TRACES and made available to the Food business, the operator responsible for the consignment must tell the competent authority in Great Britain (See Annex 2) if there is any change to the:
    - Consignee
    - entry border control post (BCP)
    - date of transport
    - means of transport

You will not get a replacement certificate for these changes. The competent authority in Great Britain will tell you what to do next.

The FBO applying for an export health certificate will get a link to the final e-sealed and e-signed certificate so that it can be forwarded to the UK entity responsible for completing IPAFFS notification for uploading to IPAFFS. You should check with UK authorities about how long certificates uploaded to IPAFFS will be retained.

With regard to TRACES, if you want to access a cert you will need to be registered and have the relevant EU log in. The cert will remain on the system after validation has occurred, for up to a year.

An IPAFFs reference number does not need to be inputted on the Export Health Certificate.

The IPAFFS reference is however required to complete the GB customs import declaration.

UK authorities have stated the requirement for pre-notification to be made on IPAFFS must be completed by an entity with a UK address.

Key messages:

- Familiarise yourself with Irish and UK Customs and SPS requirements for exporting good to Great Britain.
- Make sure you are fully registered to trade – you may need to register on TRACES.
- Contact the TRACES Unit (traces@agriculture.gov.ie) if you have any queries or concerns on how you are registered on TRACES
- Exporters requiring certification for certain products being exported to Great Britain must:
- Set up a TRACES-NT account to receive your EU Login details.
- TRACES may be accessed by entering the EU Login details in the following page https://webgate.ec.europa.eu/tracesnt/login
- be familiar with and know how to apply for the correct certificate on TRACES-NT.
- Identify the correct Health Certificate(s) for your product(s).
- Familiarise themselves with the consignment details required on the first page of the relevant GB export health certificate.
- Familiarise themselves with the statement requirements of the relevant GB export health certificate.
- Familiarise themselves with the notes for completion on each export health certificate.
- Ensure that consignments for export to GB meet all the requirements of the GB certificate prior to application for the certificate. And demonstrate its compliance to DAFM Inspectors.
- The FBO should ensure that their annual Milk Yielding Animal Health Certificate for their suppliers is up to date as this may be requested as part of pre-certification checks.
- Ensure that traceability information and all the supporting documentation is available to the certifying officer to support certification checks.
- Engage with everyone in your supply chain including transport and logistics providers.

- The GB importer will need to register with IPAFFS and submit advance notification of import to IPAFFS within 24 hours. The 4-hour derogation may be possible from April, but food businesses need to contact imports@apha.gov.uk to arrange this in advance.
- Contact and interact now with your local DAFM Dairy Produce Inspector and/or local Veterinary Inspector who will be certifying your products.
- Access the information and guidance on the Irish and UK government websites. Check the UK government TOM website for regular updates on the new UK requirements.
- DAFM are not applying fees for provision of certification and any future proposals will be done in consultation with businesses.

Annex 1. General guide on completing a Health Certificate on TRACES-NT

Note: *This detail is based on UK guide on how to complete an export health cert and each specific cert may have additional notes for completion that also need to be considered.*

Part 1: details of the dispatched consignment

Box numbers may vary on the model health certificates.

Consignor/exporter (box I.1)

The name and address (street, city and region, province or state, as appropriate) of the natural or legal person dispatching the consignment. This must be located in Ireland, except for the re-entry of consignments originating from Great Britain.

Certificate reference number (box I.2)

The unique mandatory code assigned to the cert on TRACES.

Unique notification number (UNN) (box I.2.a)

For use by countries subject to transitional import arrangements: a UNN generated by the Import of products, animals, food and feed system (IPAFFS) when an import notification is created.

Central competent authority (box I.3)

Department of Agriculture Food and the Marine.

Local competent authority (box I.4)

Not applicable/ Department of Agriculture Food and the Marine.

Consignee/importer (box I.5)

The name and address of the natural or legal person who's receiving the consignment. This information is optional for consignments in transit through Great Britain.

Operator responsible for the consignment (box I.6)

The name and address of the person in Great Britain in charge of the consignment when presented to the BCP. This is the person who makes the declarations to the competent authorities either as the importer or on behalf of the importer. For:

- products in transit through Great Britain, the name and address are compulsory.
- for animal products that will be placed on the UK market, the name and address are optional.

Country of origin (box I.7)

For:

- products, the name (IRELAND) and ISO code of the country (IE) where goods were produced, manufactured and packaged (labelled with the identification mark)

Where trade is between more than one third country (triangular trade), you should complete a separate certificate for each country of origin.

Region of origin (box I.8)

If it applies, for animal products affected by regionalisation measures (where a clearly defined part of a territory contains an animal subpopulation with a distinct health status).

You must state the code of the approved region, zone or compartment. The codes can be found in the appropriate third country list in UK legislation or, for EU and EFTA countries only, in the appropriate certification requirement document.

Country of destination (box I.9)

The name of the country and the ISO Code. For imports into Great Britain, the country is United Kingdom, and the ISO Code is GB.

For products in transit, you must provide the name and ISO code of the third country of destination.

Region of destination (box I.10)

If it applies, for animals or animal products affected by regionalisation measures (where a clearly defined part of a territory contains an animal subpopulation with a distinct health status).

You must state the code of the approved region, zone or compartment. The codes can be found in the appropriate third country list in UK legislation or, for EU and EFTA countries only, in the appropriate certification requirement document.

Place of origin (box I.11)

The name, address and approval number, if required by the EU retained legislation, of the holdings or establishments from which the products originate.

For animal products, any unit of a company in the food or animal by-product sector

Only the establishment dispatching the products is to be named.

Where trade is between more than one third country (triangular trade), the place of origin is the last third country establishment of the export chain from where the final consignment is transported to Great Britain.

Place of destination (box I.12)

This is optional, unless you're storing products in transit.

For goods that are being placed on the market: the place where the products are sent for final unloading. Give the name, address and approval number of the holdings or establishments of the place of destination, if applicable.

For storage of products in transit: the name, address and approval number of the warehouse in a free zone, the customs warehouse or the ship supplier.

Place of loading (box I.13)

For products: the name of the city and category (for example, establishment, holding, port or airport) of the final place where the products are to be loaded in the means of transport for the journey to Great Britain.

If it's a:

- container, give the place when the goods board the final means of transport to Great Britain
- ferry, give the place where the truck embarked

Date and time of departure (box I.14)

For products, the date when the means of transport (aeroplane, vessel, railway or road vehicle) departs

Means of transport, means of transport leaving the country of dispatch (box I.15)

You must only select one option.

Mode of transport:

- aeroplane
- vessel
- railway
- road vehicle
- other - modes of transport not covered by Council Regulation (EC) No 1/2005 of 22 December 2004 on the protection of animals during transport and related operations and amending Directives 64/432/EEC and 93/119/EC and Regulation (EC) No 1255/97.

Identification of the means of transport. For:

- aeroplanes, the flight number; for vessels the ship name(s)
- railways, the train identity and wagon number
- road transport, **the registration number plate with trailer number plate if it applies**
- a ferry, state the identification of the road vehicle, the registration number plate with trailer number plate if it applies, and the name of the scheduled ferry

Note: If the haulier needs to view the Export Health Certificate on the TRACES system, they will need to be selected on the health certificate and be registered on TRACES to gain access to the health certificate. If you do wish to name them on the Export Health Certificate, you need to ensure their details are registered.

Entry BCP (box I.16)

Give the name of the BCP or the BCP identification code assigned by IPAFFS, or both. EU countries need to use this box from 31 December 2023.

Accompanying documents (box I.17)

Complete where it applies and if referenced on the certificate.

You must give the type and reference number of documents that accompany a consignment, such as:

- commercial document (for example, the airway bill number, the bill of lading number or the commercial number of the train or road vehicle)

Description of goods (box I.18)

You must only select one option.

Give the:

- relevant Harmonised System code (HS code)
- title defined by the World Customs Organisation given in Council Regulation (EEC) No 2658/87 of 23 July 1987 on the tariff and statistical nomenclature and on the Common Customs Tariff

You should also give:

- additional information to classify the products according to the official veterinarian
- any specific requirements required by the relevant model health certificate

For products, give the:

- species
- types of products
- type of treatment
- approval/registration number of establishments together with ISO country code (processing plant, cold store)
- number of packages
- type of packaging
- batch number
- net weight
- final consumer (that is, products are packed for the final consumer)

Species: the scientific name ie bovine/ovine/caprine.

Type of packaging: identify the type of packaging according to the definition given in Recommendation No 21 of UN/CEFACT (United Nations Centre for Trade Facilitation and Electronic Business)

CN code (box I.19)

Give the relevant:

- Harmonised System code (HS code)
- title defined by the World Customs Organisation as referred to in Council Regulation (EEC) No 2658/87

Quantity (box I.20)

For products, the total gross weight and net weight in kilograms

Total net weight: this is defined as the mass of the goods themselves without immediate containers or any packaging.

Total gross weight: overall weight in kilograms. This is defined as the aggregate mass of the products and of the immediate containers and all their packaging but excluding transport containers and other transport equipment.

Transport conditions (box I.21)

Category of required temperature during the transport of products (ambient, chilled, frozen). Select only one category.

Total number of packages (box I.22)

Box numbers may vary on the model health certificates.

For products it the number of packages. This box is optional for bulk consignments.

For internal market (box I.22)

Box numbers may vary on the model health certificates.

You must only select one option.

For all consignments destined for Great Britain (complete where it applies, if referred to in the model health certificate).

Definitive import: you must only use this option for consignments intended to be placed under the customs procedure 'release for free circulation' in Great Britain.

Individual health certificates vary according to the consignments. The certificate tells you if a field is compulsory or optional.

Container No/Seal No (box I.23)

If applicable, give the corresponding numbers.

You must give the container number if the goods are transported in closed containers. Give the official seal number.

An official seal applies if a seal is affixed to the container, truck or rail wagon under the supervision of DAFM as the competent authority issuing the certificate.

If a DAFM official seal is not applied, **DO NOT** enter a seal number on the certificate. The seal number should appear on the documents accompanying the load.

Description of goods (box I.25)

As specified in the relevant health certificate, give the purpose/ intended use for goods to be placed on the market

- Further process: for products which have to be further processed before being placed on the market.
- Human consumption: for products intended for human consumption for which a health or veterinary certificate is required by EU retained legislation, only.
- Technical use: animal by-products unfit for human or animal consumption, as referred to in Regulation (EC) No 1069/2009.
- Trade samples: as defined in point 39 of Annex I to Commission Regulation (EU) No 142/2011 of 25 February 2011 implementing:

- Regulation (EC) No 1069/2009 of the European Parliament and of the Council laying down health rules as regards animal by-products and derived products not intended for human consumption
- Council Directive 97/78/EC as regards certain samples and items exempt from veterinary checks at the border under that Directive

For transit (box I.26)

Only for the transit of products through Great Britain from one third country to another third country

Give the name and ISO code of the third country of destination.

For (box I.27)

For Nature of Commodity (box I.28)
The applicant should refer to the specific notes for completion. For example, for certificate GBHC 440, Box I.28, Nature of Commodity - In case of composite product containing dairy products indicate **"dairy product".**

Part 2: certification

A certifying officer authorised by DAFM will complete Part 2 of the official certificates. The official veterinarian or official inspector will certify consignments based on the system of official controls in place and provide the following: name in capital letters, qualification and title and, where it applies in the absence of esigning and esealing by DAFM certifying officers, the identification number and original stamp of the competent authority, date of signature.

ANNEX 2. Irish Government Points of Contacts and Information Hubs

For Brexit related queries:

DAFM Brexit call centre

Phone (01) 6072830

Email : BrexitCall@agriculture.gov.ie

For TRACES system queries

Email: Traces@agriculture.gov.ie

If you have any Login/Registration/Access queries or experiencing any technical difficulties related to the TRACES system.

You can also check whether the information you need is available on our Brexit page at: www.gov.ie/agriculture/brexit This contains a wide range of detailed information including our Brexit checklist, recorded webinars, 'how to' guides etc. e.g apply for certs, getting set up on TRACES, get assigned as a user on another FBOs entity

Please refer to the TRACES FAQ webpage (https://webgate.ec.europa.eu/IMSOC/tracesnt-help/Content/en/faq.html) or contact TRACES@agriculture.gov.ie

Gov.ie/Brexit information online

- Link to Gov.ie/Brexit information gov.ie/brexit/
- Link to Gov.ie/Brexit: Preparing for new UK Import Controls (1 April, 1 July) https://www.gov.ie/en/publication/cd195-preparing-for-new-uk-import-controls-1-april-1-july/
- Link to Gov.ie/Brexit : Exporting to the UK from Ireland https://www.gov.ie/en/publication/520f6-how-to-export-to-the-uk/
- Link to Gov.ie/Brexit : Register to Import or Export https://www.gov.ie/en/publication/6d8a1-registration/

EU approved establishments lists

- Link to TRACES NT list of approved establishments (publicly available) https://webgate.ec.europa.eu/tracesnt/directory/publication/establishment/index#!/search?sort=country.translation

For Certification/Consignment specific queries

Contact the Dairy certification team at

Email: DairyCertsGBTraces@agriculture.gov.ie

For queries relating to consignment details/requirements on the Dairy Export Health certificates on TRACES, or if you are experiencing any difficulty in completing/submitting your application please contact DairyCertsGBTraces@agriculture.gov.ie

You should first check whether the information you need is available in Annex 1 of this guidance document.

Revenue Commissioners

General Brexit queries: brexitqueries@revenue.ie

Customs Systems queries to: eCustoms@revenue.ie or 01-738 3677

Customs helpline: 01-738 3685 (Available 24/7)

Health Service Executive (HSE):

Email: exportcertificates@hse.ie

UK Information Points/Contacts

UK Government

APHA -GOV.UK (www.gov.uk) including GVMS -0300 322 9434

IPAFFS General –0300 1000313

IPAFFS Technical –0330 041 6999

PEACH 0345 607 3224

HMRC-Imports and exports: general enquiries -GOV.UK (www.gov.uk)

HMRC also operates a number of services, including

Import/export general enquiries I**mports and exports: general enquiries -GOV.UK (www.gov.uk**)or by calling 0300 200 3700.

The UK Government also operates an online forum where you can access key information and ask questions directly on: **Importing and exporting -Community Forum -GOV.UK (hmrc.gov.uk)**

Gov.UK/Brexit information

- Link to Gov.UK Health Certificates for animal and animal product imports to Great Britain https://www.gov.uk/government/collections/health-certificates-for-animal-and-animal-product-imports-to-great-britain
- Link to Gov.UK IPAFFS (Import of products, animals, food and feed systems) https://www.gov.uk/guidance/import-of-products-animals-food-and-feed-system
- Link to Gov.UK Brexit arrangements https://www.gov.uk/transition

ANNEX 3. Supporting information for the certification of infant formula, follow on formula and food for special medical purposes

For completion by the applicant for each consignment being exported to Great Britain using GBHC 440 – Model health certificate for composite products intended for human consumption

TRACES NT Certificate / IMSOC Reference: EXPORT.EU.IE._____

Product(s) and batch number(s) for certification:
_____

Processed Dairy Products Requirements:

Table (a)			**Statement (b)**	**Statement (c)**	**Statement (d)**
Name of the Processed Dairy Product	**Origin of Processed Dairy Products (i.e. origin of the product where the last heat treatment took place)** *List the country(s)*	**Establishment approval / registration number** *(Provide in the following format (if applicable)* *FR xxxx EC)*	**Origin of raw milk in the processed dairy products listed in the table at (a)** *List the country(s)*	**Heat Treatment of Processed Dairy Products as listed in the table at (a)** *Detail the heat treatment that applies as per the options provided on the cert e.g. pasteurisation, sterilisation, etc.*	**Date(s) of production** **of Processed Dairy Products as listed in the table at (a)** *Range of dates is sufficient.*