Be Summer-Ready

Preparing you, your home and your business for summer

Rialtas na hÉireann
Government of Ireland

Coronavirus
COVID-19

Coronavirus
COVID-19
Public Health
Advice

Coronavirus Covid-19

This booklet is produced under government COVID-19 guidance.

Please see **www.gov.ie/covid19** for up to date information.

Contents

Introduction	3
Weather Conditions	4
Water Safety	7
Be Water Smart	14
Coastal and Water Based Activities	16
Travelling Abroad	18
Road Safety	21
Be Firewise	25
Military Ranges	28
Health Preparedness	29
The Workplace	33
You and Your Farm	35
Schools	37
Contact Information	38
Important Phone Numbers	46

BE SUMMER-READY

Rialtas na hÉireann
Government of Ireland

Introduction

This booklet is part of the Government of Ireland initiative to provide information to the general public on issues which may affect them during summer months in Ireland. Please bear in mind all relevant Public Health advice and do not forget that all travel should be considered in line with current Government guidelines. For up to date information please see **www.gov.ie/covid19**

During the summer months, Ireland's waterways and beaches become very popular. More people visit the countryside, engage in outdoor pursuits, visit family farms or take holidays. With these activities there are associated risks and this booklet provides information on them.

Sadly, summer months can also bring tragedy, in the form of drowning accidents, farm accidents, accidents on our roads, or where people succumb to summer-related illnesses. Wildfires are also a more common occurrence during this period.

Information on being prepared and staying safe during these summer months, for the individual, family, home, farm, business and school, is contained in this booklet and in the links/web addresses and phone numbers contained herein. We advise people to familiarise themselves with this information.

The booklet is published by the Office of Emergency Planning, Department of Defence on behalf of the Government Task Force on Emergency Planning.

There is more information, including an audio version of this booklet, and useful links on our website, **www.gov.ie/summerready**

Tá leagan Gaeilge den leabhrán seo ar fáil freisin.

Weather Conditions

In the northern hemisphere, meteorological summer is defined by the World Meteorological Organisation as the three warmest months which are June, July and August. However, the three months with the most sunlight are May, June and July.

WEATHER FORECASTS AND WARNINGS

Met Éireann's weather forecasts and warnings are available on **www.met.ie/forecasts/national-forecast** and on the Met Éireann App. Detailed 10 day forecasts for over 1,200 named locations around Ireland are available. Additionally, the website and App has an optional feature that uses GPS location data to provide a 10 day detailed forecast for that exact location.

WEATHER WARNING ALERTING SERVICES

Push notifications of Weather Warnings are now available on the Met Éireann App. Tap Menu/My Warnings/Add. You can set up notifications for any county and warning type. You can also sign up to receive emails of Weather Warnings on **www.met.ie/warnings/login**

UV/SUNBURN

The Ultraviolet (UV) Index gives an indication of the potential for skin damage. When the UV index is 3 or above you need to protect your skin. In Ireland, UV is usually 3 or above from April to September, even when it is cloudy. Plan your day to limit time in the sun when UV is strongest, typically between the hours of 11am and 3pm.

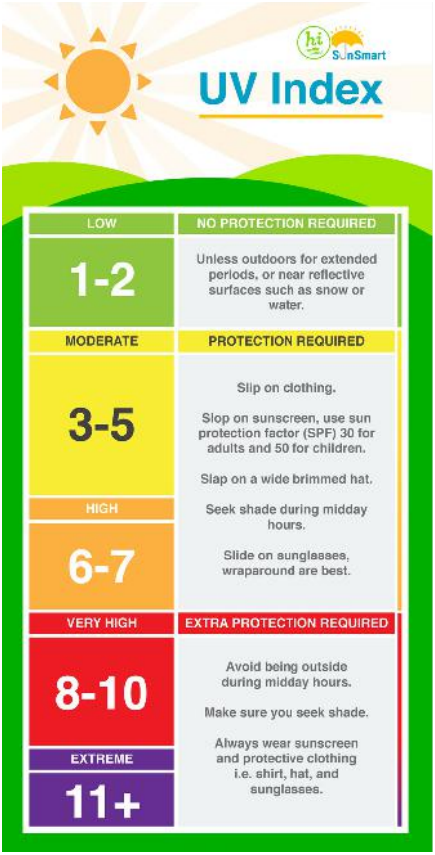

When the UV Index is 3 or above sun burning can occur, even if it is cloudy.

Cloud can be variable from place to place and from time to time in Ireland and due to wind chill it can often feel cool in summer. Nonetheless, a 20 minute sunny interval can cause sunburn. Protect yourself and children by being SunSmart as part of your daily routine from April - September, visit **www.hse.ie/sunsmart** for more information. Plan ahead and check the UV levels in your area at **www.met.ie/uv-index**

Plan ahead and check the UV levels near you on the Met Éireann website at **www.met.ie/uv-index**

WIND AND WAVES

In the event of strong winds, high, potentially dangerous, waves can occur on lakes as well as along coasts. Even in light winds or calm conditions high waves (swell) can affect coasts/beaches. Winds can exceed general warning thresholds in exposed areas such as coasts and high ground and also in some low lying areas due to funneling effects. A storm is named by a National Met Service when Orange or Red level winds are forecast to impact over a wide land area. Specialised forecasts for marine, sea and mountains can be found on **www.met.ie**

THUNDERSTORMS

In the event of thunderstorms, be aware of the dangers of lightning and do not take shelter under an umbrella or a tree. It is dangerous to be out on open water. Be careful of landline phones or any metal that connects with the ground. Lightning can strike the same spot twice. Sudden heavy downpours can lead to flash flooding and poor visibility. They can be accompanied by dangerous squally winds and potentially damaging hail.

POLLEN FORECASTS

Met Éireann issue pollen forecasts (low/medium/high/very high) by province from March to October. There are four main types of pollen:

- Tree
- Grass
- Fungal spores
- Weed

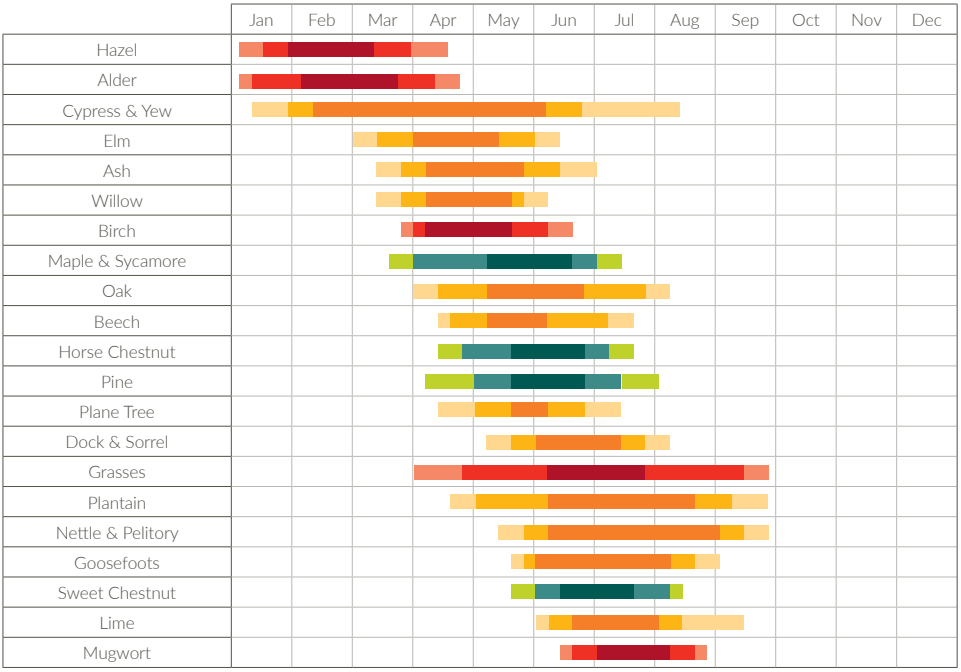

High Allergenicity

- Main Flowering Period (10-90%)
- Early / Late Flowering Period (0.5-99.5%)
- Possible Occurrence

Medium Allergenicity

- Main Flowering Period (10-90%)
- Early / Late Flowering Period (0.5-99.5%)
- Possible Occurrence

Low/Absent Allergenicity

- Main Flowering Period (10-90%)
- Early / Late Flowering Period (0.5-99.5%)
- Possible Occurrence

Image courtesy of O'Connor et al and the EPA POMMEL

Water Safety

WATER SAFETY TIPS

- Learn to swim and learn lifesaving skills (including CPR).
- Instructions are available from approved training providers. For more information see **www.safetyzone.ie**
- When entering an aquatic environment ensure you are experienced or you are with somebody who is experienced. Inform others on shore of your plans and time of return.
- Note the location of the nearest ring buoy in case of emergency.
- When engaging in aquatic activities, do not drink beforehand.
- Swim at designated, lifeguarded waterways and beaches, between the flags, where possible. Stay within your depth.
- Follow all orders from lifeguards, and pay attention to all signs.
- Ask locals and lifeguards for advice about hazards and dangers in unfamiliar aquatic settings.
- Always wear a personal flotation device/lifejacket when boating or angling and ensure that it has correctly fitting straps.
- Wear suitable clothing such as a wet suit or warm water-proof clothing.

WATER SAFETY TIPS

- Shore and beach walkers should stay away from the edge and be vigilant to the dangers of stranding by incoming tides.
- Always carry a mobile phone, and in an emergency ring 112 or 999 – ask to speak to the Coast Guard.
- Check the weather forecast and time of tides before going into or near water.
- Never enter the water at night or when darkness is approaching.
- Do not use inflatable toys in open water or swim out after anything drifting.

SAFE SWIMMING

Swim at designated bathing areas where lifeguards are on duty. See listings at **www.watersafety.ie**

If there are no designated bathing areas near you, then swim at known safe traditional bathing areas where there are ringbuoys erected. Always ensure that the ringbuoy is in its yellow box before entering the water. Make sure that the edges are shallow shelving so that you can safely and easily enter and exit the water:

- Know the tides and be conscious of currents.
- Never jump or dive in case of hidden hazards.
- Stay within your depth and swim parallel to shore.
- Never put pressure on others to take risks.
- Learn to use equipment before trying it out.
- Enter cool water slowly allowing your body to acclimatise.
- To escape a rip current sweeping you out to sea, remain calm and swim parallel to shore until free.
- Never swim when you are hot or tired.
- Don't swim in quarries, ESB reservoirs and tailraces.

COLD WATER IMMERSION/SHOCK

When cold water makes contact with your skin, the cold shock response causes an immediate loss of breathing control, possible dizziness and panic. This dramatically increases the risk of sudden drowning even if the water is calm and you know how to swim. For those who survive this, but are unable to get out of the water, progressive body cooling leads to hypothermia and muscle cooling, making swimming more difficult or impossible. Children cool even faster than adults.

If you fall in to cold water avoid swimming, stay calm and relax. Float or tread water and get as much of your body out of the water as possible. To lessen heat escape keep your legs together and elbows by your side.

HYPOTHERMIA

Coastal walks present a high risk of stranding as people may become trapped by incoming tides. Avoid walking on sandbanks and keep children at a safe distance from the edges of rivers, canals and inland waterways. Water temperatures can be cold, which puts people at risk of cold shock and hypothermia if suddenly immersed.

For more information about symptoms, prevention and follow up hypothermia techniques go to **www.watersafety.ie**

Report missing ringbuoys to your Local Authority or Harbour Master.

HOW TO USE A RINGBUOY

- Stand back from the shore edge and establish voice contact with the person, shouting 'Kick your legs!'.
- Look for the nearest ringbuoy (yellow box).
- Secure the end of the rope or hold it in your hand.
- Holding the ringbuoy, swing back, then release forward with an under-arm throw, shouting: 'Ringbuoy! Ringbuoy! Ringbuoy!'.
- Aim to land the ringbuoy beyond the person, so the ringbuoy can be pulled into their grasp.
- Instruct the person to hold the ringbuoy. Slowly pull them to land, reassuring them.
- Get others to help you, if available.

For information on open water swimming visit: **www.watersafety.ie/open-water-swimming**

Remember: Green water is mean; white water is nice.

RIP CURRENTS

Rips are strong currents that start near the shore and rush out seaward, quickly taking you out of your comfort zone, from the shallows to deeper water. Rip currents are the leading surf hazard for all beachgoers. They are particularly dangerous for weak or non-swimmers. Rip currents most typically form at low spots or breaks in sandbars, and also near structures such as groynes, jetties and piers.

How to identify rip currents:

- A channel of churning, choppy, green, deeper water.
- An area having a notable difference in water colour, normally dark green or blue in sunshine.
- A line of foam, seaweed, or debris moving steadily seaward.
- A break in the incoming wave.

Rip currents are often not readily or easily identifiable to the average beachgoer. Polarized sunglasses make it easier to see the rip currents. Ask a lifeguard for advice.

Tips for surviving a rip current:

- If caught in a rip current, remain calm to conserve energy and think clearly.
- Do not try to swim against the current. Swim out of the current in a direction following the shoreline. When out of the current, swim towards shore.
- If you are unable to swim out of the rip current, float or calmly tread water. When out of the current, swim towards shore.
- If you are still unable to reach shore, draw attention to yourself by facing the shore and calling for help.
- If you see someone in trouble, get help from a lifeguard. If a lifeguard is not available, have someone call 999 or 112.
- Throw the rip current victim something that floats and yell instructions on how to escape.
- Remember, many people drown while trying to save someone else from a rip current.

Always wear a Lifejacket on or near water.

WATER QUALITY

Bathers should check the EPA's bathing water website **www.beaches.ie** to find out which beaches have safe water quality. The website shares the latest information on over 200 bathing waters sampled by local authorities during the bathing water season, which runs from 1st June to 15th September. Information on weather, tides and amenities are also available.

Water Safety Information is translated into Irish, Belarusian, Chinese, Czech, Latvian, Lithuanian, Polish, Romanian and Slovakian.

See **www.watersafety.ie**

WATER SAFETY IN AND AROUND THE HOME

Each year, children die in drowning accidents in or near their home. Children are most at risk because they feel that their house is safe but there are many dangers.

Remember drowning can occur in very shallow water, in such places as:

- Streams.
- Drains at the end of a garden.
- Fish or garden ponds.
- Play pools or swimming pools.
- Wells.
- Barrels or water tanks.
- Septic tanks or slurry pits.

Always supervise children near water.



You cannot tell the depth of a hole if it is full of water.

Know the dangers around the home:

- Adults should fence off any rivers, streams or drains running near the home.
- An adult should always supervise playtime in paddling pools.
- Paddling pools should be emptied straight away after use.
- Holes or drains left exposed after building work should be closed.
- Private swimming pools should be fenced in.
- Swimming pools should have covers that can be firmly secured.
- If your home is on a farm, keep away from slurry pits.
- Rain barrels, water tanks, wells and fish ponds should be covered with wire mesh or metal grids.
- Ensure pets are adequately catered for during warm weather.

Learn how to help:

- If you see someone in difficulty dial 999 or 112 and ask for the Coast Guard.
- You, your family and your friends can learn water safety, swimming, lifesaving and rescue skills at **www.watersafety.ie**

Be Water Smart

All year round, but especially in summer, we should all be mindful of the amount of water we use, and try to use only what we need.

IN THE BATHROOM

Have a shower instead of a bath. Showers use only half the amount of water required for a bath.

Spend less time in the shower. An average shower uses 10 litres of water per minute, so taking a shorter shower will save water.

Remember to turn off the tap when brushing your teeth. A running tap can use up to six litres of water per minute.

IN THE KITCHEN



Make sure your washing machine and dishwasher are always fully loaded before putting on a wash to save water and money on energy bills.

Use a basin in the sink. A basin is useful for washing dishes by hand or collecting the water you use to rinse fruit and vegetables, which can then be used for watering plants. Keep a jug of water in the fridge. Waiting for a tap to run cold water to drink can waste more than 10 litres of water in a day.

IN THE GARDEN

Use a rose head watering can in the garden and a bucket and sponge to wash your car. A hose uses more water in one hour than the average family uses in a day. Water your plants in the early morning or late evening. This saves water evaporating and avoids scorching your plants too. Add layers of plant material, like bark or straw, to your garden soil to help it retain more water.

THE STORY OF WATER

For more general information on the critical value of our most precious natural resource see The Story of Water documentary at **www.water.ie/storyofwater** It presents a unique perspective on the ongoing national project to upgrade the country's drinking water supply and wastewater treatment.

FOR BUSINESS

You can consider upgrading to more water efficient appliances. For example water efficient taps, shower heads, toilets, and dishwashers can make a big difference. Choosing to implement waterless processes can dramatically reduce your company's water footprint. This can include air-vacuums, high pressure air jets, and dry sweeping.

There are cheaper alternatives too. You can retrofit a dual flush system into older toilets or invest in toilet cistern bags. Businesses with showers may also wish to invest in shower timers.

Businesses can get involved in Uisce Éireann Water Stewardship Programme, which includes taking the Water Conservation Pledge, carrying out free Online Water Conservation Training and enrolling to become a Certified Water Steward. Find out more on the Business Water Conservation Hub at **www.water.ie**

Coastal and Water Based Activities

The Coast Guard has overall responsibility for coordinating Search and Rescue at sea, on Ireland's coast and on designated inland waterways. The Coast Guard also assists with inland search and rescue and provides a 24/7 service.

Coast Guard services can be contacted by:

- Dialling 112/999 and asking for the Coast Guard.
- Marine VHF radio - Channel 16.
- Activating a Personal Locator Beacon (PLB) or Electronic Position Indicating Radio Beacon (EPIRB).

All those planning to go to sea on any craft are urged to always wear a suitable Personal Flotation Device (PFD) or Lifejacket and to carry a marine VHF Radio as the primary means of distress and safety communication. In addition, the carriage of an EPIRB and/or PLB as a secondary means of distress alerting is strongly advised. Mobile telephones should NOT be considered as a suitable substitute.

Before considering any water-based or coastal activity during the summer months, the Coast Guard recommends that you first '**PAUSE**'.

Plan your activity carefully, detail where you are going and how, what clothing (or PPE) may be required to stay protected from the sun, from the water and for any sudden change in weather, and who you will inform of your intentions (e.g. Where you're going, Who you're with and When you're due to return).

Always bring a means of effectively communicating your distress, sufficient drinking water and the correct equipment for the activity you're considering. Know how to use your equipment in an emergency and always wear a Personal Flotation Device/Lifejacket when near or on the water.

Use readily available sources of information to check the environmental conditions (weather and tides) in advance of your trip.

Seek help immediately if you or someone you observe is possibly in difficulty by calling 999/112 or using VHF Radio - Ch: 16 and asking for the Coast Guard.

Enjoy Ireland's wonderful outdoors safely and act responsibly.

If you see somebody in trouble or think they are in trouble on the water or along the coast;

Dial 112/999 or use Marine VHF radio - Ch 16 and ask for the Coast Guard.

Travelling Abroad

* An EHIC is not an alternative to travel insurance and does not guarantee free services

PLANNING TO TRAVEL ABROAD THIS SUMMER?

Visiting destinations overseas is an exciting experience. Good preparation can help avoid a bad experience on holidays or backpacking adventures. There are a lot of practical ways to get prepared and travel safe.

Check your Passport is in date and apply online!

Don't be that person! Make sure you check your passport is in date today and don't miss out on your holiday or trip abroad.



Don't be that person! Check your passport is in date and apply online at **www.Ireland.ie/PassportOnline**

Passport Online is the fastest way to apply for your or your child's passport or passport card. This secure and convenient service is available day or night, 7 days a week, on a smartphone, tablet or personal computer.

Online applications can be completed and submitted in less than 10 minutes. Check out our website for current processing times.

Learn more at : **www.Ireland.ie/PassportOnline**

Get Comprehensive Travel Insurance

Before travelling overseas, we strongly recommend that you take out comprehensive travel insurance which can save you and your family a lot of money if something goes wrong. It will also ensure that you get the medical attention you need, when you need it.

European Health Insurance Card

The European Health Insurance Card (EHIC) gives you access to medically necessary, state-provided healthcare during a temporary stay in any of the 27 EU countries, Iceland, Liechtenstein, Norway and Switzerland or the United Kingdom. You can apply for an EHIC through your local health office – see **www.HSA.ie** for more.

Follow us on social media for latest updates

Passport Service X: @PassportIRL
TravelWise X: @DFATravelWise
Facebook: @dfatireland
Instagram: @ireland.ie

For any urgent travel queries, you can contact the Department of Foreign Affairs' Travel Advice team at: **traveladvice@dfa.ie**

Have a Point of Contact

Share your travel plans with family and friends, and make sure you know the contact details for your nearest Irish Embassy or Consulate. This can be found at **www.Ireland.ie/Embassies**

GENERAL TIPS ON STAYING SAFE OVERSEAS

- Research your destination and be familiar with the local area, including safe transportation options and reputable establishments.
- If you are travelling for medical or cosmetic procedures, you should inform yourself of both the risks and benefits of any procedures, and discuss your plans carefully with your medical practitioner before committing to any procedure abroad.
- Learn about any specific health risks in the country you are visiting.
- Be aware of cultural differences in the country you are holidaying or travelling in.
- Ensure you have enough medication for your stay, and extra in case of delays. Be sure to check you can bring your medication to the country you are visiting.
- Always take sensible precautions to protect yourself and your belongings. Avoid taking unnecessary risks, use only official transport, remain in well-populated areas after dark and stick together with your travel companions.
- Be sun safe – use sunscreen with a good SPF (ideally 30 or higher), spend time in the shade, and don't forget your sunglasses and hat.
- Alcohol consumption: always try to ensure drinks are poured from an original, sealed bottle. Never drink a beverage that has been left unattended. Be careful not to drink excessively which may impair your decision making or leave you more vulnerable while abroad.
- If you run out of money, have your bank card or cash stolen, or encounter other financial difficulties, you should have arrangements in place to access additional emergency funds.
- If you are planning to do some adventure sports – such as white water rafting, skiing, bungee jumping – make sure your travel insurance policy also covers this.
- Visit **www.Ireland.ie/TravelWise** to get helpful tips on local laws and customs, safety and security for more than 200 destinations worldwide.

SUPPORTS FOR CITIZENS IN DIFFICULTY ABROAD

Consular Assistance Charter

The Department of Foreign Affairs provides a range of support to citizens in difficulty abroad. 24/7 emergency consular assistance is available through our Embassies and Consulates and through the Consular Directorate in Ireland.

You can contact the Consular Assistance Unit in Dublin during office hours (Monday-Friday 9am-5pm) on +353 (0)1 408 2527 or in case of an emergency out-of-hours on +353 (0)1 408 2000. Contact details for our Embassies and Consulates are available at **www.Ireland.ie/Embassies**

We are committed to being responsive, professional and supportive in our contact and handle all cases confidentially.

For more detail see **www.Ireland.ie/TravelWise**

#KNOWBEFOREYOUGO

If you are planning to travel abroad this summer, it's a good idea to check if your passport is in date, monitor the Department of Foreign Affairs' Travel Advice, **register** with the nearest Irish Embassy or Consulate at **Ireland.ie/CitizensRegistration**, and remember to take out comprehensive travel insurance.

CONSULAR ASSISTANCE CHARTER

We can

- Offer you practical advice and assistance in the case of a death, serious injury,detention, or other emergency abroad
- Issue you with a temporary travel document in emergency circumstances
- Provide you with information on local legal and medical supports
- Advise you on relevant local practices, and on organisations and services which may be able to provide you with additional assistance
- Make contact with your family or friends on your behalf
- Provide assistance in the event of an emergency/crisis overseas

We cannot

- Provide you with legal advice, legally represent you or intervene in the judicial processes of another country. You should be aware that laws and practices across the world can differ greatly
- Influence the visa immigration decisions of other countries
- Give you medical advice or pay for your medical bills
- Intervene in commercial or insurance matters or disputes
- Provide financial support

Road Safety

SAFETY TIPS FOR DRIVING IN SUMMER

Despite popular opinion, summertime is the most dangerous time of the year on our roads. In the summer, when there are no obvious dangers, and the weather is fine and days brighter, we relax our guard.

Unfortunately, there is a spike in pedestrian, cyclist and motorcyclist casualties over the summer. The fine weather brings more people out and about. As drivers, we need to be on the lookout for them. Slow down and expect the unexpected.

All road users must also be aware of the dangers of alcohol during the summer months too - never ever drink and drive, and always be aware of the dangers the next morning. Alcohol is a factor in 37% of fatal crashes.

AGRICULTURAL VEHICLES

At this time of year, there will also be an increase in the number of agricultural vehicles using the road.

If stuck behind a tractor, be patient and don't be tempted into any foolish or rash overtaking as the tractor might turn suddenly into a hidden entrance up ahead. Always be on the look-out for farm machinery leaving fields and farm yards.

FARMERS NEED TO BE SAFETY CONSCIOUS TOO

If the traffic is building up behind, keep left where safe to allow others pass safely. Drivers of agricultural vehicles are also reminded to be mindful of the following:

- Wash down wheels regularly to avoid carrying mud and stones onto the public road.
- Look out for low bridges, overhanging trees, overhead cables and uneven road surfaces which could cause the load to shift and possibly overturn.
- Be particularly careful when transporting material such as silage, slurry, sand and gravel and ensure that the load is covered with the appropriate covering such as tarpaulin or netting so that the load does not spill or blow onto the road or onto following traffic posing a road safety risk.

- The driving mirrors must always provide an adequate view of the road behind and all agricultural vehicles must have proper working brakes on both tractor and trailer units. All agricultural vehicles must be fitted with working lights, reflectors and indicators.
- Not to load/overload trailers so as to cause them to be unstable on the road.
- Do not carry a passenger unless the tractor is equipped to carry one.
- Large farming vehicles should consider using an escort vehicle to warn other road users and ensure that tractors are driven at an appropriate speed for the road conditions.

TOWING CARAVANS OR OTHER VEHICLES

Motorists towing a caravan or driving a motorhome need to have adequate unobstructed vision in both car door / wing mirrors. Fit extension mirrors if necessary. Reversing a caravan is difficult. Practise reversing, but make sure it's done in a safe location and have someone to guide you.

- It's essential that your motorhome or caravan is roadworthy. If planning to use a motorhome, check that it has a valid CVRT certificate.
- Children can be carried in rear seats in a motorhome provided they are using the proper child restraint that is suitable for their height and weight.

- Passengers can sit in the back of a motorhome provided they are in a seat which is designed to be used while the vehicle is moving.

Ensure the category of licence you hold is appropriate and valid for the size and weight of the motorhome you plan to drive – The RSA has produced a **handy booklet** and a series of **short videos** which provide lots of useful information on towing trailers legally and safely. Visit **www.rsa.ie** for more details.

HAILSTONE

- Be aware that hail events can occur at any location - even outside of winter months. Hail showers can pose a significant hazard to safe driving when they occur.
- Be aware of Met Éireann forecasts as they will put particular emphasis on the possibility of hail events in various areas but exact locations cannot be predicted.
- Be conscious of dark clouds ahead (daylight hours) and be mindful of the first onset of hailstones striking windscreen.
- If you do encounter hail, immediately begin to slow your speed – but gradually - and try not to brake.
- Remember even if the road is salted, hail will stay on the road causing loss of contact between tyres and road surface leading to skidding.

REMEMBER

Both a caravan and a trailer will affect how your car performs and how well you can control it. In particular, towing a caravan increases the amount of fuel your car uses and decreases its ability to accelerate and brake.

IS YOUR VEHICLE SUMMER-READY?

You should ensure your vehicle is maintained in a roadworthy condition with a full service being undertaken every 10,000 – 15,000 kilometres. There are also some things you can do yourself:

- **Lights** - Make sure all your indicators and headlamps are clean and working.
- **Liquids** - Make sure the water reservoir is up to the maximum mark. You may also need to top up your coolant and screen wash.
- **Oil** - Check your dipstick and top up the oil if necessary. Look for signs of leakages on the ground under the car.
- **Electrics** - Check your dashboard before and after starting the engine. Listen for a weak battery and replace if necessary.
- **Windscreen wipers** - you should clean them regularly and replace them every 12 months.
- **Tyres** - Check your tyre treads and pressure, including the spare. The minimum legal limit is 1.6mm.
- **Safety Assist** - Check your vehicle's owner's manual and find out if it has any safety assist technology e.g. ABS.
- **Be Prepared** - Consider carrying the following: a first aid kit, at least 1 high-viz vest or jacket (fluorescent and reflective), at least 1 red warning triangle and a torch.

Further information on being prepared for emergencies when taking to the road, including guidance on vehicle maintenance and repair, and vehicle safety checks can be found on the RSA website **www.rsa.ie**

Be Firewise

Prolonged Spring drought conditions can facilitate wildfires which can threaten rural communities and devastate upland habitats. Most wildfires in Ireland are a result of human activities and are therefore avoidable.

KNOW THE RISKS

- Be aware of the risk of fire during Spring and Summer drought periods.
- Fire risk is typically greater in Spring than Summer.
- Types of land most prone to wildfires in Ireland include peatlands, turf cutting bogs, upland areas and immature forest lands adjacent to these.
- In extreme drought conditions, vegetation fires can take place in dried grasses and other crops across a range of farmland types, even in lowland areas.
- Active farming, appropriate livestock grazing and other fuel reduction measures can reduce the risk of fire effectively.
- Fire Danger Notices are issued to advise land managers of prevailing fire risk conditions between March and September and to allow preparedness measures to be taken in time.

During fire-fighting operations do not fly drones in the vicinity of fires or firefighting operations, as doing so could pose severe safety risks to aerial operations, flight crews and individuals on the ground. Drones flying in the vicinity of aircraft present a serious hazard and can hamper firefighting efforts.

Further information on Restrictions on Cutting Hedgerows and Burning is available at: **www.npws.ie/legislation/irish-law/restrictionscutting-hedgerows**

PROTECT YOUR HOME

- Ensure that hazardous flammable vegetation such as gorse, bracken and grasses are maintained at low levels to reduce fire risk.
- A minimum of 30m of fuel-free space should be maintained to protect structures.
- Keep access routes clear. Identify water sources, hydrants and open water sources and keep these free from obstructions.
- Assist older or vulnerable neighbours to manage risks and maintain vegetation at a safe level around their properties.
- Report any suspicious activity to An Garda Siochana, and uncontrolled or unattended fires immediately to the Emergency Services via 112 or 999.

COUNTRYSIDE USERS

- Do not light fires in or near forests, recreational areas or other amenities.
- Park responsibly, do not block emergency access routes.
- Obey all signage and instructions from landowners and authorised officers.

BE FIREWISE ON THE FARM

Many Spring wildfires arise from poorly conducted attempts at controlled burning in the uplands. In extreme drought conditions, unintentional fires can also affect lowland farming activities and potentially impact on surrounding communities:

- Obey the Law: Unless otherwise directed by the Minister under Section 7(1) of the Heritage Act, 2016, it is an offence to cut, grub, burn or otherwise destroy any vegetation growing on any land not then cultivated between March and 31 August in any year as per requirements of the Wildlife (Amendment) Act, 2000.
- Landowners found burning illegally could face fines, imprisonment and Basic Payment Scheme (BPS) penalties.
- Landowners wishing to carry out prescribed burning during the legal period ***must*** notify in writing all forest owners within one mile and the Fire Service and local Garda station in advance of the burning operation.
- Consider smoke impacts on adjacent communities. If in doubt, don't burn.
- Plan for the likelihood of fire and prepare escape routes and assembly points for workers operating equipment in the event of fire. Keep water tankers to hand throughout harvesting operations during drought conditions.

Further information on fire management and wildfire protection is available at:
www.gov.ie/en/publication/642e6-forestry

BARBECUE SAFETY ADVICE

Outdoor activities are often a great way to spend your leisure time but they have their own set of unique fire risks that should not be underestimated.

A barbecue should be a safe and enjoyable experience but it is all too easy to be distracted when you have friends and family around you whilst cooking. To avoid injuries, or damage to property, follow these simple precautions:

- Never BBQ on a balcony.
- Make sure your barbecue is in good working order.
- Ensure the barbecue is on a flat site, well away from the house/apartment, trees or shrubs.
- Keep children, garden games and pets well away from the cooking area.
- Never leave the barbecue unattended.
- Keep a bucket of water or sand nearby for emergencies.
- Never barbecue in parks, wildland areas or any site in close proximity to vegetation, trees etc.
- Ensure the barbecue is cool before attempting to move.

FORESTS

Forest owners and managers should consider the fire mitigation measures that they can put in place to help prevent loss or damage to forest resources and habitats through fire:

- Risk assessment: Assess your property with regard to fire risk and mitigation factors.
- Prepare: Fire Plans should be developed for all forests.
- Be vigilant: Forest owners should be particularly vigilant following prolonged dry spells. See **www.teagasc.ie/crops/forestry/forest-fire-risk** for current Forest Fire Risk Condition rating.
- Cooperate: Cooperation between neighbouring landowners is critical to successful fire prevention. Forest owners should cooperate with neighbours in relation to fire planning and share the burden of fire patrols and vigilance.
- Report fires immediately: If you see a fire, do not delay; report it to the Fire and Emergency Services straight away via 112 or 999. Do not wait for somebody else to make the call.
- Report all losses; If your forest is damaged or destroyed, report this loss as soon as possible to the Gardai and the Department of Agriculture.

Military Ranges

MILITARY FIRING RANGES - WARNING

If you are hill walking in the countryside please watch out for the special signs indicating Military Range Lands. Do not walk onto these ranges as you could be in **GREAT DANGER** at all times from unexploded shells and other dangerous ammunition.

RED FLAGS or **RED LIGHTS FLASHING** indicate **LIVE FIRING.**

Walkers are advised to remain on designated walking routes at all times.

If you are visiting the Glen of Imaal, Co Wicklow, you can get further information, including free maps of the area, by contacting:

Army Range Warden Service,
Seskin School, Glen of Imaal
Tel: (045) 404653

Watch out for the warning signs AND TAKE CARE!

For more information on being SunSmart visit **www.hse.ie/sunsmart**

Health Preparedness

EUROPEAN HEALTH INSURANCE CARD

Make sure you obtain your free European Health Insurance Card (EHIC) before you go abroad. EHIC allows you get necessary healthcare when on a temporary stay in another EU or European Economic Area (EEA) State or Switzerland on the same basis, and cost, as a resident of that State. In some States this may be for free, or at a reduced cost.

You need a card for each member of your family. It's free and there's no charge to apply. Once you apply the card takes about ten working days to arrive.

You'll find full details of how to apply for a EHIC on **www.hse.ie**

SKIN CANCER

Skin cancer is the most common type of cancer in Ireland, accounting for over 11,000 cases annually. The number of people being diagnosed with skin cancer is rising rapidly, with figures set to nearly triple by 2045. Skin cancers can be prevented by protecting skin in the sun and not using sunbeds. Skin cancer develops when cells are damaged and grow uncontrollably. Exposure to UV rays, from the sun or sunbeds, is the most common cause of skin cancer. UV radiation from the sun is measured using a UV index – this is usually highest in Ireland between April and September even on cloudy days. Stay safe by limiting time in the sun when UV is strongest, typically between the hours of 11am to 3pm. You are at higher risk if you spend a lot of time outdoors, due to your work or leisure activities. It is particularly important to protect the vulnerable skin of babies and young children. Children's skin is very sensitive to UV from the sun.

Protect your skin

Know the UV index: In Ireland, the UV radiation levels are high from April to September, even when it is cloudy. Stay safe by limiting time in the sun when UV is strongest, typically between the hours of 11:00am-3:00pm.

Slop on sunscreen. Use factor 30 for adults and 50 for kids. Apply sunscreen with a sun protection factor (SPF) of at least 30+ for adults and 50+ for children, with high UVA protection, and water resistant. Reapply regularly, No sunscreen can provide 100% protection, it should be used alongside other protective measures such as clothing and shade.

Do not deliberately try to get a suntan. Avoid getting a sunburn. Never use a sunbed.

Slip on Clothing: Cover skin as much as possible, wear long sleeves, collared t-shirts, clothes made from close-woven material that does not allow sunlight through.

Slap on a wide brimmed hat: Protect your face, ears and neck.

Seek shade: Especially if outdoors between 11am and 3pm, and always use a sunshade on a child's buggy.

Slide on sunglasses: Guard your eyes from harm by wearing sunglasses with UV protection.

TIPS TO KEEP YOUR ENVIRONMENT COOL

- Keep your living space cool. This is especially important for infants, the elderly or those with chronic health conditions or those who can't look after themselves.
- Keep windows that are exposed to the sun closed during the day, and open windows at night when the temperature has dropped.
- Close curtains that receive morning or afternoon sun.
- Turn off non-essential lights and electrical equipment - they will generate heat.

HEAT AND HEAT WAVE

Extreme heat can cause exhaustion, heat stroke and aggravate pre-existing health conditions. The very young, the elderly, people with underlying medical conditions and the seriously ill are groups who are particularly at risk of health problems when temperatures increase. Never leave children alone in hot vehicles. High night-time temperatures in summer (>15°C), can be more impactful, especially on the vulnerable, than high daytime temperatures. Protect yourself and children by being SunSmart as part of your daily routine from April – September.

GENERAL ADVICE

- Keep out of the sun at times advised by Met Éireann.
- Drink enough water. Staying hydrated is essential, but drinking too much tea or coffee is actually counterproductive.
- Wear light, loose-fitting cotton clothes and a hat for shade.
- Wear wrap-around sun glasses with UV protection.
- Wear sun protection factor 30 or over with a 4 or 5 Star UVA rating.
- Many prescription medicines can reduce tolerance of heat. Keep taking your medicines, but take extra care to keep cool.
- Danger symptoms to watch out for in hot weather include feeling faint and dizzy, shortness of breath, vomiting, or increasing confusion.
- Take immediate action if danger symptoms of heatstroke are present. Cool down as quickly as possible. However do not take aspirin or paracetamol – this can make you worse. Do, however, carry on taking all other prescribed medicines.
- Store medicines as per instructions on the packaging.

- Seek medical advice if you are suffering from a chronic condition or taking multiple medications.
- Try to get help if you feel dizzy, weak, anxious or have intense thirst and headache; move to a cool place and measure your body temperature. Drink some water or fruit juice to rehydrate.
- Rest immediately in a cool place if you have painful muscular cramps (particularly in the legs, arms or abdomen) and drink oral rehydration solutions containing electrolytes.
- Seek medical attention as needed if heat cramps last more than one hour.
- Contact your doctor or a pharmacist if you are worried about your health during a heat wave, especially if you are taking medication, if you feel unwell or have any unusual symptoms.
- Watch for feelings of mild confusion, weakness or problems sleeping.
- If you have a respiratory condition pay close attention to pollen count warnings from Met Éireann, more details on page 6.
- Seek advice on whether being in a building with air conditioning could aggravate a respiratory condition.
- If you are deaf, hard of hearing or have a speech impairment register for the Emergency Call Answering Service 112 Text Service; you may need to contact the emergency services.
- If you have a guide/assistance dog make sure your dog keeps cool and is adequately hydrated.

SUPPORTING PEOPLE WITH DISABILITIES WHO MAY REQUIRE ASSISTANCE

- Keep a closer eye on a person with a cognitive impairment as they may not be able to communicate distress. In some cases, they may not even “feel” the heat or discomfort.
- Ensure that they have sufficient supplies of food and medications.
- Ensure that they have access to power and water.

Booklet Audio File available at:
www.gov.ie/summerready

The Workplace

The Health and Safety Authority is responsible for regulating the health and safety of workers in all workplaces, whether indoors or outdoors.

During the summer it requires employers to ensure that indoor workers are provided with a well ventilated and comfortable working area. For those who have to work outdoors, they must be protected from the effects of excessive sunlight as set out below. There is no maximum working temperature set in legislation for working whether indoors or outdoors.

It is a legal requirement for all those who work outdoors to be protected from the effects of excessive sunshine while working, so employers are required to have safety measures in place to protect their employees.

The main cause of skin cancer is ultraviolet (UV) radiation from the sun.

Outdoor workers are at an increased risk of skin cancer as the nature of their occupation exposes them to UV radiation from the sun. Outdoor workers can be exposed to between 2-3 times more UV than indoor workers.

It is good for general health to enjoy the outdoors. We just need to think about how we protect our skin when outside.

HEALTH AND SAFETY AUTHORITY

USEFUL SITES

Irish Cancer Society
www.cancer.ie

SunSmart for Outdoor Workers
www.hse.ie/sunsmart

EU Health Program
www.skinmama.eu

Sun Safety at Work Canada
www.sunsafetyatwork.ca

SunSmart Australia
www.sunsmart.com.au/advice-for/workplaces

Met Éireann
www.met.ie

EMPLOYER PROTECTIVE MEASURES

There are a range of protective measures as follows:

- Between April and September, plan outdoor work to limit duration and intensity of employee exposure to direct sunlight, especially between 11am and 3pm, when sun rays are most intense.
- The UV index can be checked at **www.met.ie/uv-index**
- Skin should be protected when the UV index is above 3.
- Provide shade if possible.
- Ensure breaks are taken out of direct sunlight.
- Encourage employees to cover skin, keep clothing on with sleeves down and collars up, a wide brimmed hat and wrap around sunglasses, wear clothing made from close-woven material that does not allow sunlight through.
- Provide sun screen, broad-Spectrum (UVA/UVB) SPF of at least 30+.
- Provide wraparound sunglasses.
- Self-employed workers must provide their own safety measures.
- Give information to employees about dangers of sun exposure.
- Inform employees how to protect their skin.

For information on how employers and employees can work together to protect themselves from UV go to **www.hse.ie/sunsmart**

You and Your Farm

STAY SAFE

Farming is a high risk occupation and it is even more so when extremes of weather arrive. Farmers should plan in order to minimise the effects of extremely hot weather on your farm and your family.

LOOK AFTER YOUR PERSONAL SAFETY

- Always tell someone when and where you are going out on the farm, and for how long you will be gone.
- Wear suitable clothing and appropriate personal protective equipment (even if it is uncomfortable in hot weather).
- Reduce your risk of skin cancer by protecting your skin from UV rays, particularly between April and September.
- Carry a charged mobile phone and drinking water.

LOOKING AFTER OTHERS.

- Children should always be supervised on farms.
- Visitors (including family relatives) may not be familiar with a farm environment and should be accompanied when out on the farm.

LOOKING AFTER LIVESTOCK

- Ensure your animals have sufficient reserves of water and fodder at all times.
- Ensure your animals have sufficient shelter/shade.
- Be mindful of the weather conditions when transporting animals.
- Have a plan to deal with a power outage.

You can get more information from: **www.gov.ie/en/publication/e881c-animal-welfare**

The Department of Agriculture has a dedicated helpline and email address to report incidents of animal cruelty:

Animal Welfare Helpline 01 607 2379

Email: **animalwelfare@agriculture.gov.ie**

ELECTRICITY

Get a copy of the booklet "Farm Well.... Farm Safely" from the ESB Networks website **www.esb.ie** It tells you all you need to know about using electric equipment on your farm:

- Special regulations apply to the connection and use of generators.
- The connection must be installed by a qualified electrician.
- ESB must be notified of proposed operation of a generator.
- Incorrect connection can cause a 'back-feed' posing a risk to yourself, other consumers and maintenance staff.

OTHER HAZARDS

- Don't let anyone inexperienced use machinery.
- Ensure that equipment/machinery has been serviced properly and is in good working order.
- Be careful when using equipment which you may not have used for some time.
- Do not "Risk It" - if you do not know how to use the equipment get someone to advise you or find out how to use it safely.
- Particular care is needed while using chainsaws - see the leaflet "Chainsaw Safety Training Advice" on the HSA website **www.hsa.ie**

Visit Met Éireann weather warnings website at **www.met.ie/warnings/**

Schools

Schools should ensure they have the relevant contact details of the principal response agencies for their area, including An Garda Síochána, fire brigade and local authorities and other appropriate services. Schools should also have contact details for the transport services serving their school.

Most schools use a text messaging service to communicate with parents and staff. Local radio, the school's website or social media may also be useful to advise parents and students of any issues that may arise that could prevent schools from opening.

WEATHER WARNINGS FROM MET ÉIREANN

Schools should monitor weather forecasts in order to be prepared for any severe weather which may affect the school during the summer. During periods of severe weather school authorities should keep themselves informed and assess the situation.

Be sure to sign up for weather warnings push notifications for your county via the Met Éireann App.

SCHOOLS AND WATER USAGE

As the academic year comes to an end, Uisce Éireann asks all schools and colleges to assess their water usage and check for leaks and to support water conservation efforts.

Contact Information

EMERGENCY SERVICES

If you have an emergency please phone the emergency services at **112** or **999**, or **Use Marine VHF Channel 16**.

In the event of any emergency on water, including offshore, along the coastline, on inland waterways, lakes or rivers call **112** or **999**, or **Use Marine VHF Channel 16** and **ask for the Coast Guard**.

Remember to have phone numbers for your doctor, chemist, children's schools, local authority, Garda station, service providers and family members conveniently to hand so that you can locate them easily should an emergency arise.

SERVICES

ESB Networks LoCall
1800 372 999

Gas Networks Ireland LoCall
1800 20 50 50

Uisce Éireann LoCall
1800 278 278

WEATHER FORECAST

Met Éireann's weather forecasts and warnings are available on **www.met.ie** and on the Met Éireann App, where you can search for detailed 10-day forecasts for over 1,200 named locations around Ireland and optionally get a geo-located forecast for your location. The Rainfall Radar is also available there - zoom in to see the latest rainfall in a local area.

Tune in to the weather forecast on RTÉ after the News, and on national and local radio hourly news bulletins. For regular weather & warning updates follow Met Éireann on:

X: **@MetEireann**

Instagram: **@meteireann**

Facebook: **/met.queries**

HSE INFORMATION

You can find the latest HSE advice and information from the following sources:

Phone HSELive and speak to one of our agents on 1800 700 700

X: **@HSELive**

Website: **hse.ie**

TRANSPORT

During periods of disruption, the individual transport provider sites are updated on a continuous basis. The following are contact details for Public Transport providers. You should also keep to hand contact information for your local private transport operators.

RAIL

Iarnrod Éireann including Intercity/Dart/Commuter Rail:

Customer Service Number
01 836 6222

LoCall 0818 366222

Website: **www.irishrail.ie**

X: **@irishrail**

Facebook: **/iarnrodeireann**

Luas Services

Luas Customer Care
LoCall 0818 300 604
or 01 4614911.
Outside ROI: +353 1 4614911

Website: **www.luas.ie**

X: **@luas**

Facebook: **/luas**

For the most current contact information for your local Bus Station, please refer to the 'Bus Station Information' section of the Bus Eireann website at **https://buseireann.ie/inner.php?id=373**

BUS

Dublin Bus Services:

Phone Number: (01) 8734222

Website: **www.dublinbus.ie**

X: **@dublinbusnews**

Facebook: **/dublinbusnews**

Bus Éireann Services (Intercity/Commuter):

Phone Number: 0818 836 611

Outside ROI: +353 1 836 6111

Email: **customercare@buseireann.ie**

Website: **www.buseireann.ie**

X: **@buseireann**

Facebook: **/buseireann**

Go Ahead Ireland Services:

Phone Number: 0818 804 071

Website: **www.goaheadireland.ie**

X: **@GoAheadIreland**

Facebook: **/goaheadireland12**

Local Link Services:

Website:
www.transportforireland.ie/tfi-local-link

Services are operated and managed by local offices throughout the country.

Visit **www.transportforireland.ie/support/your-tfi-local-link-office/** for contact information for services in your area.

BUS ÉIREANN STATION INFORMATION

LOCATION

Note * denotes stations where facilities are shared with Iarnród Éireann.

To contact Bus Éireann by telephone, please call 0818 836 611	**Ennis** Station Road, Ennis V95 RY82
Athlone Southern Station Road Athlone N37 NF88	**Galway** Ceannt Station, Eyre Square, Galway H91 T9CE*
Ballina Kevin Barry Street, Ballina F26 NV06	**Killarney** Fairhill, Killarney V93 TFP6
Ballyshannon Main Street, Ballyshannon	**Letterkenny** Port Rd., Letterkenny F92 TN23
Cavan Farnham Street, Cavan H12 X6D3	**Limerick** Colbert Station, Parnell Street, Limerick V94 H2PP*
Cork Parnell Place, Cork T12 K2WR	**Monaghan** North Road, Monaghan H18 PN25
Drogheda Donore Road, Drogheda A92 HE14	**Sligo** Lord Edward Street, Sligo F91 AW02
Busáras, Dublin Central Bus Station, Store Street, Dublin 1 D01 P6V6	**Tralee** Casement Station, Tralee V92 HX22
Bus Station Dundalk Long Walk, Dundalk A91 P02H	**Waterford** The Quay, Waterford X91 YD71

For the most current contact information for your local School Transport office please refer to the 'School Transport' section of the Bus Eireann website at **https://www.buseireann.ie/inner.php?id=523**

BUS ÉIREANN SCHOOL TRANSPORT OFFICES

FOR SERVICES IN COUNTIES	CONTACT OFFICE	PHONE NUMBERS
Cork	Capwell, Cork	0818 919 910
Clare **Limerick** **Tipperary North**	Roxboro Road, Limerick	0818 919 910
Dublin **Kildare** **Wicklow** **Meath**	Regional School Transport Office, Area Office, Broadstone, Dublin 7	0818 919 910
Louth **Monaghan** **Cavan**	Bus Station Dundalk Long Walk, Dundalk	0818 919 910
Westmeath **Longford** **Offaly** **Roscommon** **Laois**	Station Road, Athlone	0818 919 910
Mayo	Kevin Barry Street, Ballina	0818 919 910
Galway	Ceannt Station, Eyre Square, Galway	0818 919 910
Sligo **Leitrim**	Lord Edward Street, Sligo	0818 919 910
Donegal	Stranorlar	0818 919 910
Waterford **Tipperary South** **Carlow** **Kilkenny** **Wexford**	Plunkett Station, Waterford	0818 919 910
Kerry	Casement Station, Tralee	0818 919 910

AIR

Arrivals/Departure Information is available at the airport websites:

AIRPORT	WEBSITE	PHONE NUMBERS
Aer Arann Islands	www.aerarannislands.ie X: @AerArann	(091) 593034
Cork Airport	www.corkairport.com X: @corkairport	(021) 431 3131
Dublin Airport	www.dublinairport.com X: @dublinairport	(01) 9440440
Donegal Airport	www.donegalairport.ie X: @DonegalA	(074) 954 8284 (074) 954 8232
Ireland West Airport Knock	www.irelandwestairport.com X: @Irelandwest	(094) 9368103
Kerry Airport	www.kerryairport.ie/website/ X: @kerryairport	(066) 976 4644
Shannon Airport	www.shannonairport.ie/ X @shannonairport	(061) 712000

Please consult **www.dfa.ie/travel** for travel advice to help you make an informed decision before traveling to other countries.

SEA

Arrivals/Departure Information is available at the Ferry Operator websites:

FERRY SERVICES

Brittany Ferries:
Website: **www.brittanyferries.ie**
X: **@BrittanyFerries**
Phone: (021) 4277801

Irish Ferries:
Website: **www.irishferries.com**
X: **@Irish_Ferries**
Phone: 0818 300 400

P&O Ferries:
Website: **www.poferries.com/**
X: **@POferriesupdate**
Phone: (01) 6869467

StenaLine:
Website: **www.stenaline.ie**
X: **@StenaLineUKIE**
Phone: (01) 907 5555

CITY AND COUNTY COUNCILS

COUNCIL	WEBSITE	PHONE NUMBERS	
		OFFICE HOURS	OUT OF OFFICE HOURS
Carlow Co.	www.carlow.ie	(059) 917 0300	(059) 917 0300
Cavan Co.	www.cavancoco.ie	(049) 437 8300	(049) 437 8300
Clare Co.	www.clarecoco.ie	(065) 682 1616	087 416 9496
Cork Co.	www.corkcoco.ie	(021) 427 6891	(021) 480 0048
Cork City	www.corkcity.ie	(021) 492 4000	(021) 496 6512
Donegal Co.	www.donegal.ie	(074) 915 3900	Water: 1800 278 278 Roads: (074) 917 2288
Dublin City	www.dublincity.ie	(01) 222 2222	(01) 679 6186
Dun Laoghaire / Rathdown	www.dlrcoco.ie	(01) 205 4700	(01) 677 8844
Fingal Co.	www.fingalcoco.ie	(01) 890 5000	(01) 890 5000
Galway Co.	www.galway.ie	(091) 509 000	(091) 509 069
Galway City	www.galwaycity.ie	(091) 536 400	(091) 536 400
Kerry Co.	www.kerrycoco.ie	(066) 718 3500	(066) 718 3588
Kildare Co.	www.kildare.ie/ countycouncil	(045) 980 200	1800 800 444
Kilkenny Co.	www.kilkennycoco.ie	(056) 779 4000	0818 399 399
Laois Co.	www.laois.ie	(057) 866 4000	(057) 866 4000
Leitrim Co.	www.leitrimcoco.ie	(071) 962 0005	(071) 962 0005
Limerick City & Co.	www.limerick.ie	(061) 496 000	(061) 417 833
Longford Co.	www.longfordcoco.ie	(043) 334 3300	1800 211 525
Louth Co.	www.louthcoco.ie	042 933 5457	042 933 5457
Mayo Co.	www.mayococo.ie	(094) 906 4000	(094) 903 4706

COUNCIL	WEBSITE	PHONE NUMBERS	
		OFFICE HOURS	OUT OF OFFICE HOURS
Meath Co.	www.meath.ie	(046) 909 7000	1800 445 335
Monaghan Co.	www.monaghan.ie	(047) 30 500	Monaghan: 087 650 833 Carrickmacross / Castleblayney: 087 687 3154 Ballybay /Clones: 087 204 1672 Monaghan Town: 087 242 4222
Offaly Co.	www.offaly.ie	(057) 934 6800	1800 750 750
Roscommon Co.	www.roscommon coco.ie	(090) 663 7100	(090) 663 7100
Sligo Co.	www.sligococo.ie	(071) 911 1111	Roads (Town): 087 2600111 County: 087 7789935 Water/Waste: 1800 278 278
South Dublin Co.	www.sdcc.ie	(01) 414 9000	(01) 457 4907
Tipperary Co.	www.tipperarycoco.ie	0818 06 5000	Roads / Housing: 0818 06 5003 Water: 1800 278 278
Waterford City & Co.	www. waterfordcouncil.ie	0818 10 20 20	0818 10 20 20
Westmeath Co.	www.westmeathcoco. ie	(044) 933 2000	(044) 933 2000
Wexford Co.	www.wexfordcoco.ie	(053) 919 6000	(053) 919 6000
Wicklow Co.	www.wicklow.ie	(0404) 20 100	(01) 291 6117 Water/Waste Emergencies: 1800 278 278

IMPORTANT PHONE NUMBERS

EIRCODE:		
DOCTOR:		
(Name)	(Phone)	(Alt Phone)
VETERINARY SURGEON:		
(Name)	(Phone)	(Alt Phone)
DENTIST:		
(Name)	(Phone)	(Alt Phone)
NEIGHBOUR:		
(Name)	(Phone)	(Alt Phone)
OTHER EMERGENCY CONTACT:		
(Name)	(Phone)	(Alt Phone)
CHEMIST:		
(Name)	(Phone)	(Alt Phone)
SCHOOL:		
(Name)	(Phone)	(Alt Phone)
GARDA SÍOCHÁNA:	999 or 112	(Alt Phone)
FIRE/AMBULANCE SERVICE/COAST GUARD	999 or 112	(Alt Phone)
SERVICE PROVIDERS		
Gas	(Phone)	(Alt Phone)
Electricity	(Phone)	(Alt Phone)
Water	(Phone)	(Alt Phone)
City/County Council	(Phone)	(Alt Phone)

Notes

DEVELOPED BY THE OFFICE OF EMERGENCY PLANNING IN ASSOCIATION WITH:

All Government Departments
An Garda Síochána
Bus Éireann
Environmental Protection Agency
Óglaigh na hÉireann
Health and Safety Authority
Health Service Executive
Irish Coast Guard
Uisce Éireann
Met Éireann
National Disability Authority
Office of Public Works
Road Safety Authority
Teagasc
Water Safety Ireland

The contents of these pages are provided as an information guide only. They are intended to enhance public access to information for preparing and dealing with events during the summer. While every effort is made in preparing material for publication no responsibility is accepted by or on behalf of the Government Task Force on Emergency Planning or the Office of Emergency Planning for any errors, omissions or misleading statements on these pages or any site to which these pages connect.

Rialtas na hÉireann
Government of Ireland

This booklet can be downloaded from the website **www.gov.ie/summerready** or by emailing or writing to the Office of Emergency Planning, National Emergency Coordination Centre, Agriculture House (2 East), Kildare Street, Dublin 2

An Irish language version is also available. Copies are available by contacting the Office of Emergency Planning.

Booklet Audio File available at:
www.gov.ie/summerready
X: **@emergencyIE**
01 237 3800
E-mail: **oep@defence.ie**
#besummerready